

EN



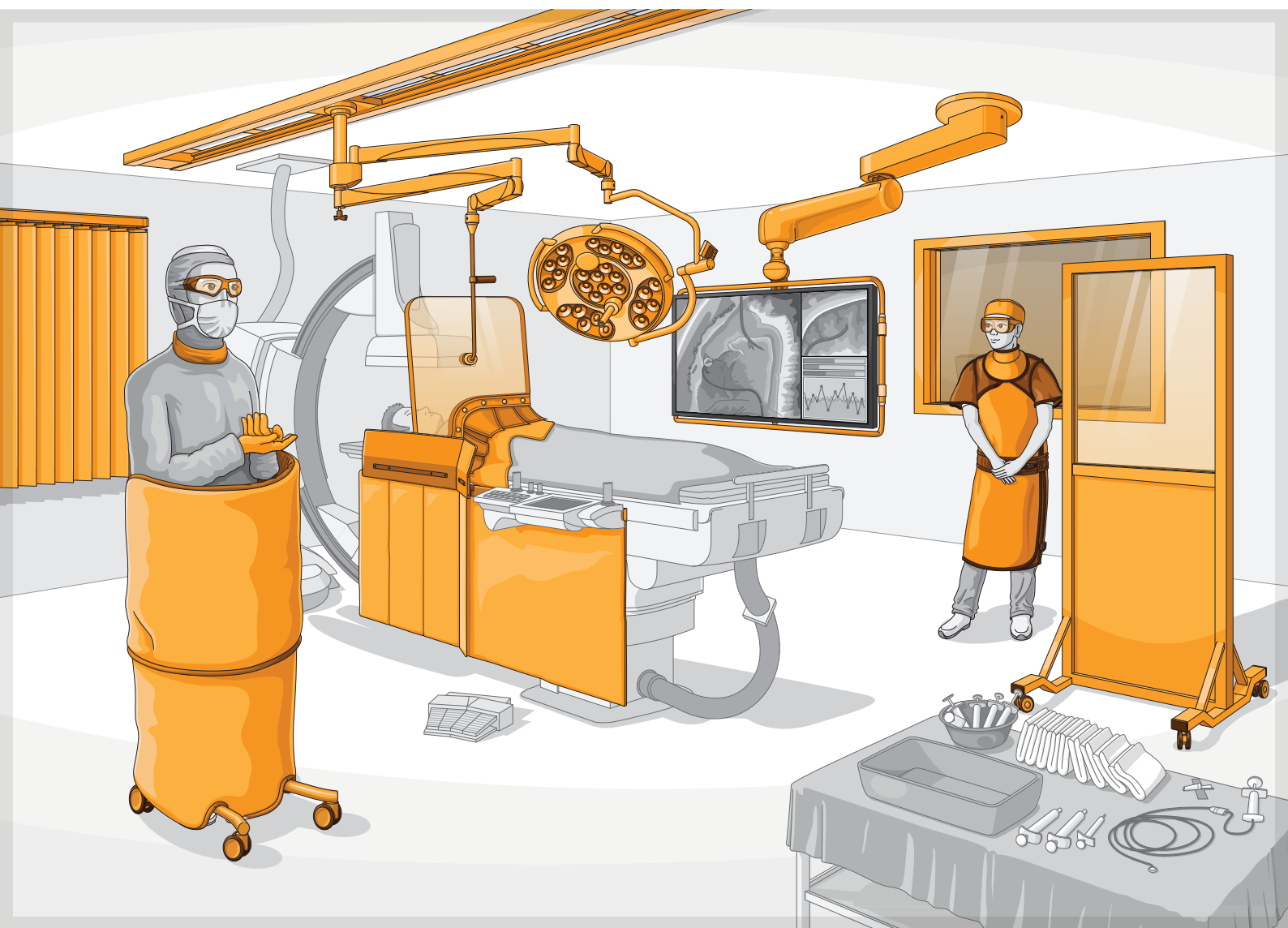
Protection and Suspension Systems – Portfolio IPL 2022/1 TP

Valid from February 01, 2022



www.mavig.com

Mavig



Quality Products – Made in Germany

Tradition & Innovation

COMPANY HISTORY

The manufacturing and trading company HÄNEL was founded in 1921. The young company devoted itself to creating solutions for employee protection in high-risk working environments. Even then, the family-held company strived to create a model of today's corporate philosophy: the customer is the focal point and the customer's satisfaction is top priority.

The large-scale production of radiation and welding protection products came to the international market in the 1930s and HÄNEL became an international leader with its MAVIG products. In 1983, MAVIG created the foundation of the company's future with its new factory facility in Munich's Moosfeld commercial park. The modern production and administration facilities were extended to over 5,000 m², offering adequate space for further development and innovation.

The complete identification of company and product finally came about in 1999 by changing the name of the company from Hänel GmbH to MAVIG GmbH.



THE FUTURE

For over 100 years, MAVIG has been successful worldwide as an independent innovator and manufacturer. MAVIG medical products stand for quality and dependability and meet the highest of international standards – Innovative solutions for medical technology, manufactured with state-of-the-art equipment and processes at the company's Munich manufacturing site in Germany.

It is both our assurance and incentive that we devote our energy and expertise to further develop and market high-quality, customer-orientated solutions.

QUALITY MANAGEMENT AND CERTIFICATION – 100% QUALITY IN THE FIELD OF WORKPLACE SAFETY

MAVIG complies with the applicable European Standards:

- ISO 13485 (Quality management system for medical devices)
- (EU) 2017/745 (MDR - Medical Device Regulation for medical devices)
- (EU) 2016/425 (PPE regulation)
- ISO 14971 (Risk management system)
- IEC 60601 (Technical standards for the safety and essential performance of medical electrical equipment)
- 2006/42/EC (Machinery Directive)

MAVIG® and Portegra® are registered trademarks of MAVIG GmbH.

General Notes

PRICES

Prices are subject to change without notice and do not include value added tax. Services relating to preparation for installation, assembly, instruction or other services are not included in the offer.

ORDERS AND INQUIRIES

Please send an e-mail to:
Alternatively to:
Or send us a fax:

vgd@mavig.com (for orders and inquiries in Germany)
info@mavig.com
+49 (0) 89 / 420 96 - 200

Our team will be happy to advise you personally:

Monday – Thursday 8.00 a.m. to 5.00 p.m. (CET)
Friday 8.00 a.m. to 1.00 p.m. (CET)
+49 (0) 89 / 420 96 - 0

Using the following phone number:

Please send orders by post to our address:

MAVIG GmbH
Stahlgruberring 5
81829 Munich
Germany



Please let us know if you intend to send multiple orders by fax or post.
This will prevent double deliveries. You will receive an order confirmation from us for each order.
Please check these again carefully to avoid wrong deliveries or missing quantities.

DELIVERY SERVICE

For shipments in Germany a flat rate of EUR 9.00 for parcels and EUR 32.00 for packages by courier services will be charged. Please understand that it is not logistically possible for us to collect and consolidate individual orders. The dispatch of goods is uninsured. On request, transport insurance can be issued for a cost. If an order is urgent, please let us know by telephone to ensure the fastest possible processing. Your order will then be shipped by express service. However, additional shipping costs will be charged.

PAYMENT

Our invoices are due in full upon delivery of the goods and are payable within 30 days net of the invoice date or with a 1% early payment discount if paid within 10 days. A discount of 2% will apply to payment processing by direct debit. We reserve the right to deviate from individual contractual provisions.

RETURN

A credit note or an exchange is only permitted with return of the goods in a perfect, unused condition, as well as in the original packaging within 14 days following delivery. Goods manufactured to order and/or goods that we have declared are excluded from the right to exchange cannot be credited or exchanged. The return of goods will only be accepted in exceptional cases after prior approval by us and with a completed return form and proof of decontamination. Please contact us by telephone or in writing before returning any goods. Please also take into account the separate notes under "Return of goods". If goods, for which we are not responsible for are returned, a processing fee of 20% of the net value of the goods, with a minimum of EUR 10.00 per item, will be charged to cover the internal expenses incurred.

RETURN OF GOODS

We kindly ask you to notify MAVIG in advance **by telephone or in writing** before returning any goods. You will then receive the **documents for your service request**, containing the barcode, return package sticker and a form for the decontamination verification. If goods are sent without proof of decontamination, MAVIG is legally obliged to refuse **acceptance of the consignment** or to return the goods to you at your expense. The flat rate for this is EUR 45.00.

INFORMATION FOR OUR CUSTOMERS FROM THE HOSPITAL & BRANCH SECTOR

Please note that the prices in this list are recommended gross prices with no obligation on the part of MAVIG as the manufacturer. Order processing takes place exclusively via industry or dealers.

Our general terms and conditions apply. We reserve the right to make technical changes to our products or the content of the catalogue.

Table of Contents

	Company Profile – Tradition & Innovation	3
	General Information (Excerpt from Terms and Conditions)	4
	Table of Contents	5
PT2	Portegra2® System	6-18
	Portegra2 System Overview	6-8
	Ceiling Tracks	9
	Ceiling Track Columns with Carriage	9-10
TS	Stationary Columns	10
	TriPin Stationary Columns	11
	Wall and Ceiling Mounting	11
OT	Radiation Protective Shields with Portegra2 Suspension Arm	12-14
	Reusable Radiation Protective Shield Covers	15
GD	Monitor Suspension (Portegra2)	16
	Sets for Portegra2i with Monitor Suspension	17
LE	Overview of LED Lamps	18-19
	Lamps with Portegra2 Suspension Arm	20-21
	LED lamp YLED-1F at Acrobat® Swing system	22
	Portegra2 Suspension Arms (Extension / Spring Arms)	23
HZ	Hybrid Central Axis System	24-27
GD	Monitor Suspension Systems	28-38
	Overview of Monitor Suspension Systems	30-31
GD	Models GD60 and GD60dual	32-35
	Model GD50 Family	36-37
	Models GD42 and GD40	38
MD	Mobile Device Supports	38-39
	Model MD71 (Monitor Trolley)	38
MD	Model MD-69 (Mobile Accessory Trolley)	39
	Model MDH130 (Mobile Detector Holder)	39
UT	Lower Body Protection Systems	40-49
	Model UT70	42-43
	Models UT603x / UT6001-66	44
	Model UT69	45
UT	Model UT6001	46
	Models UT30 / UT58-99	47
	Model UT5001-SI	48
	Models UT6010 and UT6020	49
WD	Mobile Protective Shields	50-55
	Models WD261 / WD261-S	50
	Models WD257 and WD302 / WD304	51
WD	Models WD204 and WD504	52-53
	Models WD300 and WD306	54
	Models WD260 and WD258	55
DGS	Radiation Protective Glass / Windows	56-57
GR	Radiation Protective Lead Glass	58
VH	Protective Curtains	59

TS

OT

GD

LE

HZ

MD

UT

WD

VH

DGS

GR

Portegra2® – A Modular System for Numerous Applications



Components can be assembled in the manner of a modular system and can be tailored to your individual requirements.

Of course, we are always happy to assist you with advice, should you have any questions regarding the various possible combinations.




PORTEGRA²



Portegra2 Suspension Arm is a combination of extension and spring arm Page 23

Lamps Including Suspension Arm

Pages 18-21



Track Mounted *or*



TS1001, -05



TS1002, -06

Ceiling Tracks and Accessories and Cable Spooler (optional)

Page 9



TS2031, -32



TS1501, -02, -03



TS20311, -21



TS15011, -21, -31

Ceiling Track Columns

Page 9

Ceiling Mounted



TS1515



TS1520



TS1524



TS1525

Optional Mounting Elements

Page 11



TS2020, -21, -22, -23


TS2001, -02, -03,
-04, -05


TS2320, -21, -22

Stationary Columns

Pages 10-11



MAVIG Portegra2 columns are equipped with either one or two electrical pins for a direct connection to a lamp. An electrical pin is represented in this catalogue with a white flash of lightning with an orange background.

Radiation Protective Shields Including Suspension Arm

Pages 12-13



OT50001



OT50003



OT81001



OT54001



OT50011



OT80001, -02, -03

Monitor and Device Holders

Page 16



GD4020



GD4210, -L, -XL



GD4220, -L, -XL



Injector holder



(Individual products / solutions upon request.)

A Global Standard for Secure Equipment Support and X-Ray Protection Systems – Portegra2®

PORTEGRA2

For many years, MAVIG has been the first choice for medical practices and hospitals for ceiling support and radiation protection systems.

The stable Portegra2 systems from MAVIG don't just have impressive quality – they are also optimally designed for everyday use in clinics or radiological practices.

Maximum safety and maximum flexibility are their distinguishing features.



Web: Portegra2

PATENTED by MAVIG

- Ceiling anchor
- Brake mechanism for track-guided systems
- MAVIG Portegra2 spring arm
- Internal safety spring
- Predetermined breaking point with safety steel cable
- Secondary pin lock for rollback safety

OTHER SAFETY FEATURES

- Maximum load capacity of up to 18 kg (39.7 lbs) for each suspension arm (dependent on length)
- The steel extension / spring arm ensures high stability even with collisions
- UL listing (IEC 60601-1, Edition 2, 3, and 3.1)
- User-friendly, smooth-edged design
- Allows for different load levels
- Easy spring arm tension adjustment
- Life-cycle tested


CEILING TRACKS AND ACCESSORIES



TS1001, -05



TS1002, -06



E-7110286



TS10B04

MAVIG ceiling track systems have set the standard for equipment support systems in clinics and practices. The ceiling track can be used almost universally for ceiling-mounted accessories from MAVIG, such as radiation protective shields, lamps, injector holders and monitors.

- Thanks to the unique profile, the carriage runs with ease
- With little force, the installed system can be moved and positioned.
- The carriage glides smoothly, even after many years of routine use.
- Adjustable cross-struts simplify the system installation

(Standard track lengths of 2.5 m (98 in) and 4.0 m (157 in), other lengths (max. 5.0 m) possible on request)

Article Number

Description

TS1001	Versatile ceiling track, width 335 mm, length = 2.5 m
TS1002	Versatile ceiling track, width 335 mm, length = 2.5 m, with cable spooler (only for lamps)
TS1005	Versatile ceiling track, width 335 mm, length = 4.0 m
TS1006	Versatile ceiling track, width 335 mm, length = 4.0 m, with cable spooler (only for lamps)
E-TS10B06	Retrofit cable spooler fitting kit (only for lamps) for track length = 2.5 m
E-TS10B03	Retrofit cable spooler fitting kit (only for lamps) for track length = 4.0 m
TS10B04	Cable holders for the cable track, 3-piece set (recommended for 2.5 m track)
TS10B04/5	Cable holders for the cable track, 5-piece set (recommended for 4.0 m track)
E-7110286	Brake handle extension for Portegra2 columns on carriage, extension by approx. 270 mm

CEILING TRACK COLUMNS



TS2031, -32



TS1501, -02, -03

MAVIG Columns for the Portegra2-System

Solid construction for maximum safety.
Many years of development has led to MAVIG's unique steel columns. The proven construction, sturdy design and numerous tests ensure the highest level of safety available during daily use. The patented brake mechanism is a standard for all support systems with carriage. The brake holds the carriage at a fixed position inside the ceiling track, which provides additional safety during use.

360° Column With Carriage

- 360° rotation on the lower pin
- Upper, fixed pin electrical ⚡ with a 235° rotation
- Load capacity at the end of the spring arm is max. 18 kg for each pin (depending on length)

Twin Column With Carriage

- One electrical pin ⚡ and one standard pin at the same height
- Both pins offer a 235° rotation
- Load capacity at the end of the spring arm is max. 18 kg for each pin (depending on length)

Article Number

Description

TS2031	360° column with carriage, length = 800 mm (measured without carriage, handle)
TS2032	360° column with carriage, length = 570 mm (measured without carriage, handle)
TS1501	Twin column with carriage, length = 800 mm (measured without carriage, handle)
TS1502	Twin column with carriage, length = 580 mm (measured without carriage, handle)
TS1503	Twin column with carriage, length = 460 mm (measured without carriage, handle)

Special lengths upon request

360° column with carriage: minimum length = 530 mm
Twin column with carriage: minimum length = 420 mm

TS

OT

GD

LE

HZ

MD

UT

WD

VH

DGS

GR

TWIN COLUMN WITH SPACER BOLTS (FOR CEILING TRACKS)



Twin and 360° Columns With Spacer Bolts on the Carriage

The columns with spacer bolts enable the safe mounting of an additional second column for ceiling tracks.

- Twin column: one electrical pin ⚡ and one standard pin
- 360° column: upper, fixed pin electrical, 360° rotation on the lower pin
- The upper pins offer a 235° rotation
- Load capacity at the end of the spring arm is max. 18 kg for each pin (depending on length)
- Spacer bolt length: 180 mm plus rubber buffer



Article Number	Description
TS20311	360° column with spacer bolts on carriage, length = 800 mm (measured without carriage, handle)
TS20321	360° column with spacer bolts on carriage, length = 570 mm (measured without carriage, handle)
TS15011	Twin column with spacer bolts on carriage, length = 800 mm (measured without carriage, handle)
TS15021	Twin column with spacer bolts on carriage, length = 580 mm (measured without carriage, handle)
TS15031	Twin column with spacer bolts on carriage, length = 460 mm (measured without carriage, handle)

STATIONARY COLUMNS



MAVIG Columns for the Portegra2 system

Solid construction for maximum safety.
Many years of development has led to MAVIG's unique steel columns. The proven construction, sturdy design and numerous tests ensure the highest level of safety available during daily use. The patented MAVIG ceiling anchors offer additional safety. If the ceiling pin is unintentionally loosened, the system will not fall down.

Stationary 360° Column

- 360° rotation on the lower pin
- Upper, fixed pin electrical, with 235° rotation possible
- Load capacity at the end of the spring arm is max. 18 kg for each pin (depending on length)

Stationary Twin Column

- One electrical pin ⚡ and one standard pin at the same height
- Both pins allow a 235° rotation
- Load capacity at the end of the spring arm is max. 18 kg for each pin (depending on length)
- An additional electrical pin can be made upon request

Article Number	Description
TS2020	Stationary 360° column, length = 1000 mm
TS2021	Stationary 360° column, length = 850 mm
TS2022	Stationary 360° column, length = 650 mm
TS2023	Stationary 360° column, length = 580 mm
TS2001	Stationary Twin column, length = 1000 mm
TS2002	Stationary Twin column, length = 850 mm
TS2003	Stationary Twin column, length = 580 mm
TS2004	Stationary Twin column, length = 650 mm
TS2005	Stationary Twin column, length = 460 mm
E-TS20B05	Electrical insulation kit for all stationary columns

Special lengths upon request

360° stationary column: minimum length = 530 mm
Twin stationary column: minimum length = 420 mm

TRIPIN COLUMN FOR STATIONARY MOUNTING



MAVIG TriPin Columns for the Portegra2 system

The innovative TriPin ceiling column series expands on Portegra2's successful slim design and flexibility. It provides a cost-effective way to mount three devices to a column so as to save space. The 360° column also offers a high level of security and positioning flexibility.

MAVIG TriPin columns are equipped as standard with two electrical pins for stationary installations.

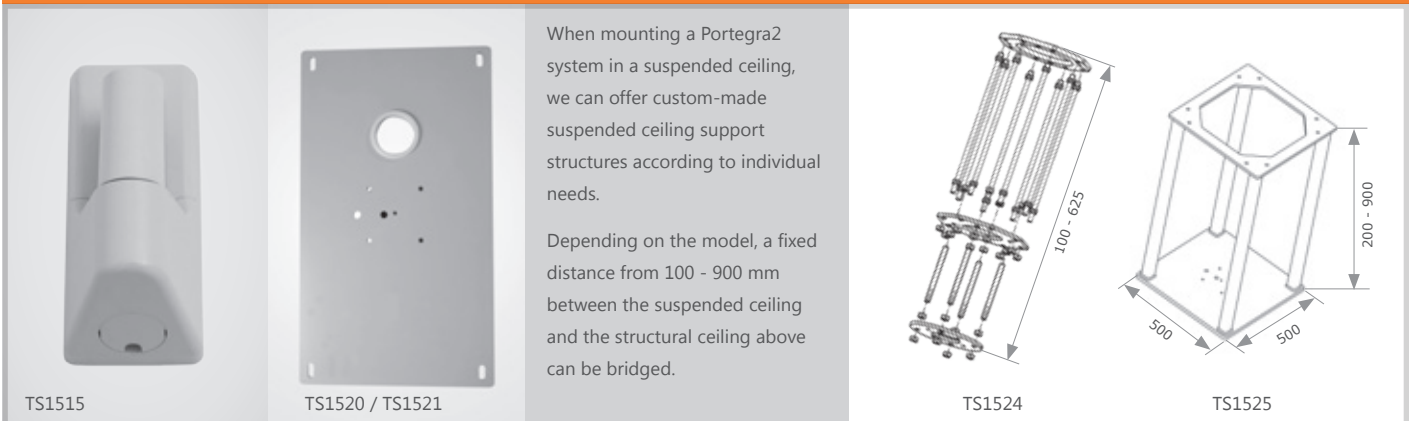
TriPin Stationary Column

- Three pins
- Both upper pins offer a 235° rotation; the lower pin has a 360° rotation
- 2 electrical pins: 3-pole sliding contacts ⚡
- Load capacity at the end of the spring arm is max. 18 kg for each pin (depending on length)
- Different lengths to match room height
- Compatible with existing Portegra2 mounting plates and suspension arms
- Includes steel cable safeguard

Article Number	Description
TS2320	Stationary TriPin column, length = 1000 mm
TS2321	Stationary TriPin column, length = 850 mm
TS2322	Stationary TriPin column, length = 580 mm

Special lengths on request Stationary TriPin column: minimum length = 530 mm
Ceiling column lengths are measured from the top of the mounting flange to the bottom of the column structure.

MOUNTING OPTIONS



Article Number	Description
TS1515	Wall mounting for Portegra2 suspension arm, with max. 10 kg load capacity (at the end of the spring arm) for a extension arm length of 950 mm and max. 13 kg for a extension arm length of 750 mm
TS1515R	Wall mounting with reinforced base plate for Portegra2 suspension arm, with max. 13 kg load (at the end of the spring arm) with a extension arm length of 950 mm and max. 15 kg with a extension arm length of 750 mm
TS1515E	Wall mounting comparable with TS1515, but mount with 3-pole sliding contact – electrical
TS1520	Mounting plate 700 x 400 x 10 mm (L x W x D), for mounting a stationary column to the structural ceiling / substructure (Unistrut®)
TS1521	Mounting plate 740 x 400 x 10 mm (L x W x D), for mounting a stationary column to the structural ceiling / substructure (Unistrut®)
TS1524	Variable support structure / ceiling suspension for Portegra2 (base plate ceiling 300 x 300 mm) customer height adjustment from 100 to 625 mm possible
TS1525	Welded support structure / ceiling support for Portegra2 (base plate ceiling 500 x 500 mm) selectable height between 200 and 900 mm, other special lengths on request

TS

OT

GD

LE

HZ

MD

UT

WD

VH

DGS

GR

Scattered Radiation Protection with Femoral & Radial Access



Web: Shields

ADVANTAGES OF MAVIG'S OT54/94 RADIATION PROTECTION CONCEPT

- Easy integration of the radiation protection concept into room planning
- Reduction of scattered radiation exposure by up to 90% compared to previous models
- Highest possible elimination of underpassing radiation due to the panel curtain and cover (drape)
- Radiation protection shield suitable for femoral and radial artery access due to the specially adapted designs of the shield and the covers (drapes)
- Matching, easy to use, sterile disposable covers for the shields and covers (drapes)
- Greater freedom of movement within safe, protective zones
- Protection of the head (eye lens!) even for tall examiners
- Easy to clean outer material of the panel curtain as well as the covers (drapes)
- Reduced burden on the personnel by wearing lighter protective clothing

RADIATION PROTECTION SHIELDS INCLUDING ORTEGRA2 SUSPENSION ARM



Easy and Simple Operation for Safe Radiation Protection

The lead acrylic radiation protective shields have a lead equivalent of 0.50 mmPb. The high transmittance of our shields ensures the best visibility, offering extremely low risk of injury for staff and patients thanks to the rounded corners and edges, as well as the shatter-proof material. In an emergency, the shield can be moved out of the way quickly and easily.

Radiation protection shields for Portegra2 are available with different extension arm lengths:

Extension arm length 750 mm (Standard)
Extension arm length 950 mm

Article Number Description

OT50001 Transparent lead acrylic shield (OT25B05) with body-shaped cut-out for better positioning above the patient, centrally guided, with detachable and height-adjustable handle, weight: 9.8 kg
Shield dimensions 600 x 760 mm (W x H), lead equivalent of 0.50 mmPb, connecting element 800 mm, including non-electrical, preset Portegra2 suspension arm (OT50U010)
Lengths: extension arm 750 mm / spring arm 910 mm

OT90001 Transparent lead acrylic shield (OT25B05) comparable with OT50001, weight: 9.8 kg, *but with extension arm of length 950 mm*

OT50001V60 Transparent lead acrylic shield (OT25B050) comparable with OT50001, weight: 9.7 kg, *but with connecting element 600 mm in length*

OT50001I Transparent lead acrylic shield (OT25B05I) comparable with OT50001, weight: 9.8 kg, *but inverse (I) / mirrored shield: body-shaped cut-out on the left*

► **STEА-OT5** 50 sterile **disposable covers** for complete shield: OT50001, OT50001V60, OT50001I

OT50002 Transparent lead acrylic shield (OT25B08), centrally guided, with detachable and height-adjustable handle, weight: 6.5 kg
Shield dimensions: 500 x 390 mm (W x H), lead equivalent of 0.50 mmPb, connecting element 800 mm
Including non-electrical, preset Portegra2 suspension arm (OT50U020)
Lengths: extension arm 750 mm / spring arm 910 mm

OT50003 Transparent lead acrylic shield (OT40B04) with body-shaped cut-out for better positioning above the patient, laterally guided, weight: 10.8 kg
Shield dimensions: 760 x 600 mm (W x H), lead equivalent of 0.50 mmPb
Including non-electrical, preset Portegra2 suspension arm (OT50U030)
Lengths: extension arm 750 mm / spring arm 910 mm

OT50011 Transparent lead acrylic shield (OT25B22) with flexible lead rubber panels in hygienic PVC cover, centrally guided, with detachable and height-adjustable handle, weight: 8.7 kg
Shield dimensions: 500 x 390 mm (W x H), lead equivalent of 0.50 mmPb, connecting element 800 mm
Including non-electrical, preset Portegra2 suspension arm (OT50U050)
Lengths: extension arm 750 mm / spring arm 910 mm

OT54001 Transparent lead acrylic shield (OT54B01) with special body-shaped cut-out and radiation protection panels (standard lead) for applications with radial and femoral artery access, centrally guided, with removable and height-adjustable handle, plus box with 50 sterile disposable covers (STEА-OT4), weight: 15.0 kg
Shield dimensions: 780 x 900 mm (W x H), lead equivalent of 0.50 mmPb, connecting element 700 mm
Including non-electrical, preset Portegra2 suspension arm (OT60U030)
Lengths: extension arm 750 mm / spring arm 910 mm

OT54001I Transparent lead acrylic shield (OT54B01I) comparable with OT54001, weight: 15.0 kg, *but inverse (I) / mirrored shield: body-shaped cut-out on the left*

OT94001 Transparent lead acrylic shield (OT54B01) comparable with OT54001, weight: 15.0 kg, *but extension arm of length 950 mm*

OT94001I Transparent lead acrylic shield (OT54B01I) comparable with OT94001, weight: 15.0 kg, *but inverse (I) / mirrored shield: body-shaped cut-out on the left*

► **STEА-OT4** 50 sterile **disposable covers** for complete shield: OT54001, OT94001, OT54001I, OT94001I

OT80001 Transparent lead acrylic sheet (OT40B01) with flexible lead rubber panels in hygienic PVC cover, laterally guided, weight: 6.4 kg
Shield dimensions: 400 x 300 mm (W x H), lead equivalent of 0.50 mmPb
Including non-electrical, preset Portegra2 suspension arm (OT50U040)
Lengths: extension arm 750 mm / spring arm 910 mm

OT80002 Transparent lead acrylic shield (OT40B02) with flexible lead rubber panels in hygienic PVC cover, laterally guided, weight: 8.9 kg
Shield dimensions: 500 x 380 mm (W x H), lead equivalent of 0.50 mmPb
Including non-electrical, preset Portegra2 suspension arm (OT60U010)
Lengths: extension arm 750 mm / spring arm 910 mm

OT80003 Transparent lead acrylic shield (OT40B03) with flexible lead rubber panels in hygienic PVC cover, laterally guided, weight: 11.5 kg
Shield dimensions: 760 x 350 mm (W x H), lead equivalent of 0.50 mmPb
Including non-electrical, preset Portegra2 suspension arm (OT50U010)
Lengths: extension arm 750 mm / spring arm 910 mm

TS

OT

GD

LE

HZ

MD

UT

WD

VH

DGS

GR

Acces. / Variants

Acces. / Variants

RADIATION PROTECTION FOR FACE AND THYROID GLAND INCLUDING PORTEGRA2 SUSPENSION ARM



Effective radiation protection must take particular specificities into account, for example during examinations in the lithotomy position. The newly developed design is excellently suited to application situations where there is very limited space and the examiner must be in close proximity to the patient.

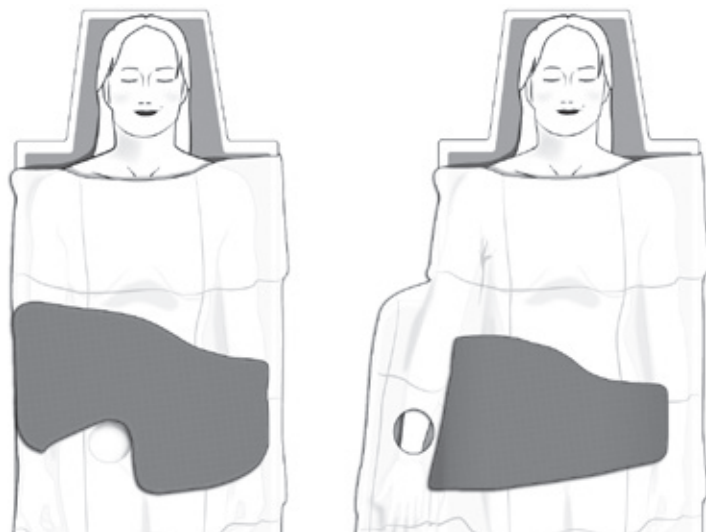
- Effective radiation protection for the examiner's skull and thyroid gland
- Optimised for examinations with limited space, close to the patient
- Drastically reduces the scattered radiation exposure of the eye lens
- Shape-optimised radiation protection shield made of high-transparency lead acrylic
- Complete compatibility with our proven Portegra2 cover system
- Suitable disposable sterile covers for the lower third of the protection shield

Radiation protective shields for Portegra2 are available with different extension arm lengths:

Extension arm length 750 mm (*Standard*)
Extension arm length 950 mm

Article Number	Description
OT81001	Transparent lead acrylic shield (OT40B05), e.g. for urological procedures in the lithotomy position, centrally guided, plus a box with 50 sterile disposable covers (STEA-OT6) Shield dimensions: 280 x 420 mm (W x H), lead equivalent 0.50 mmPb, weight: 4.8 kg Including non-electrical, preset Portegra2 suspension arm (OT50U020), Lengths: extension arm 750 mm / spring arm 910 mm,
OT91001	Transparent lead acrylic shield (OT40B05) comparable with OT81001, weight: 4.8 kg, <i>but extension arm length 950 mm</i>
► STEA-OT6	Box with 50 sterile disposable covers for shields: OT81001, OT91001

REUSABLE RADIATION PROTECTIVE COVERS (DRAPES)



ST-FS5AMM for femoral artery access

ST-RZ5AMM for radial artery access

The minimised size of our economic, reusable covers ensures constant excellent protection for the examiner and maximum comfort for the patient. Special attention has also been given to their corresponding purpose of use, such as the special section/cut-out of the femoral cover for femoral artery puncture or without a section/cut-out for radial artery puncture. At the same time, the unique cut of the covers (drapes) prevents their protrusion into the area to be imaged when angled.

For safe storage, we recommend our wall system AW412 for up to two radiation protection drapes.



AW412

Sterile disposable covers can be placed above the sterile patient cover. They ensure fast placement and easy removal in an emergency situation, as well as continuous position monitoring.

Article Number	Description
ST-FS5AMM	Radiation protective cover (drape) with section/cut-out for access via the femoral artery, 0.50 mmPb Includes 50 sterile disposable covers (STEA-FSAM)
ST-RZ5AMM	Radiation protective cover (drape) for access via the radial artery, Pb 0.50 mm Includes 50 sterile disposable covers (STEA-RZAM)
▶ STEA-FSAM	50 sterile disposable covers for radiation protection cover ST-FS5AMM
▶ STEA-RZAM	50 sterile disposable covers for radiation protection cover ST-RZ5AMM
AW412	Wall system with the mounting capacity to hold up to two radiation protection drapes

TS

OT

GD

LE

HZ

MD

UT

WD

VH

DGS

GR

MONITOR SUSPENSION, COMPATIBLE WITH THE PORTEGRA2 SYSTEM



GD4210 and GD4220

Monitor support for one or two monitor(s).

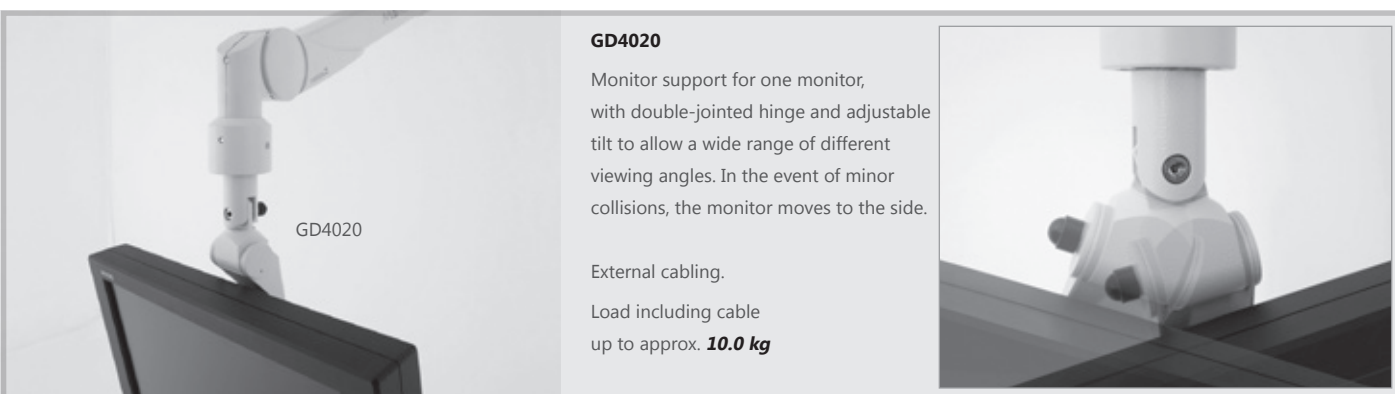
External cabling.

Maximum load weight up to approx. **15.0 kg**

Article Number	Description (see also overview monitor holder at page 30)
GD4210	Single monitor support* for one monitor up to 19", VESA adapter 75/100 mm
GD4210-L	Single monitor support* for one monitor up to 21"/24", VESA adapter 75/100 mm
GD4210-XL	Single monitor support* for one monitor up to 27", VESA adapter 75/100 mm
GD4220	Dual monitor support* for monitors up to 19", VESA adapter 100 mm
GD4220-L	Dual monitor support* for monitors up to 21"/24", VESA adapter 100 mm
GD4220-XL	Dual monitor support* for monitors up to 24"/26", VESA adapter 100 mm

* Monitor support without extension / spring arm, cabling and monitor(s).

► **PLEASE NOTE: A monitor data sheet, which includes housing outer dimensions, VESA format and positioning as well as weight without stand and with cable is required for correct selection of the suspension arm.**



GD4020

Monitor support for one monitor, with double-jointed hinge and adjustable tilt to allow a wide range of different viewing angles. In the event of minor collisions, the monitor moves to the side.

External cabling.

Load including cable up to approx. **10.0 kg**

Article Number	Description (see also overview monitor holder at page 30)
GD4020	Single monitor support* for one 15" to 17" displays, VESA adapter 100 mm

* Monitor support without extension / spring arm, cabling and monitor(s).

► **PLEASE NOTE: A monitor data sheet, which includes housing outer dimensions, VESA format and positioning as well as weight without stand and with cable is required for correct selection of the suspension arm.**

INTERNALLY CABLED CEILING SUSPENSION SYSTEM – SETS FOR PORTEGRA2I WITH MONITOR SUPPORT



The innovative and versatile solution for internally cabled ceiling suspension systems

Growing changes in interventional medicine, such as hybrid rooms or stricter hygienic requirements, are increasing the need for internal cabling.

To meet our customers' requirements, MAVIG has further developed its well-known Portegra2 ceiling support system to enable the concealment of data- / image cables internally. Radiation protection shields, lamps and monitors can now be combined in one system – without external cable routing.

An internal CAT 7 data cable transmits the signal through the system and must be combined with various end adapters to be compatible with your monitor or device (e.g. DVI, VGA or others).



TriPin Column Set (stationary system)

The set includes a mounting plate (TS1520), a stationary TriPin column with a length of 1000 mm, alternatively 850 mm or 580 mm, a Portegra2i extension arm in lengths of 750 mm or 950 mm, a spring arm with a length of 910 mm and a GD42 monitor support for 1 or 2 monitors.

Suitable for most monitors up to 24" / 26". Internal cabling is ensured by CAT 7 data and power cables.

Article Number	Portegra2i Column / Length	Extension Arm Length	Monitor Support
PT2ITP71	TriPin / 1000, 850 or 580 mm	750 mm	GD4210i for one monitor
PT2ITP72	TriPin / 1000, 850 or 580 mm	750 mm	GD4220i for two monitors
PT2ITP91	TriPin / 1000, 850 or 580 mm	950 mm	GD4210i for one monitor
PT2ITP92	TriPin / 1000, 850 or 580 mm	950 mm	GD4220i for two monitors



360° Column Set (stationary system)

The set contains a mounting plate (TS1520), a stationary 360° column with a length of 1000 mm, alternatively 850 mm, 650 mm or 580 mm, a Portegra2i extension arm in lengths of 750 mm or 950 mm, a spring arm with a length of 910 mm and a GD42 monitor support for 1 or 2 monitors.

Suitable for most monitors up to 24" / 26". Internal cabling is ensured by CAT 7 data and power cables.

Article Number	Portegra2i Column / Length	Extension Arm Length	Monitor Support
PT2I36071	360° / 1000, 850, 650 or 580 mm	750 mm	GD4210i for one monitor
PT2I36072	360° / 1000, 850, 650 or 580 mm	750 mm	GD4220i for two monitors
PT2I36091	360° / 1000, 850, 650 or 580 mm	950 mm	GD4210i for one monitor
PT2I36092	360° / 1000, 850, 650 or 580 mm	950 mm	GD4220i for two monitors



Twin Column Set (stationary system)

The set contains a mounting plate (TS1520), a stationary twin column with a length of 1000 mm, alternatively 850 mm, 650 mm, 580 mm or 460 mm, a Portegra2i extension arm in lengths of 750 mm or 950 mm, a spring arm with a length of 910 mm and a GD42 monitor support for 1 or 2 monitors.

Suitable for most monitors up to 24" / 26". Internal cabling is ensured by CAT 7 data and power cables.

Article Number	Portegra2i Column / Length	Extension Arm Length	Monitor Support
PT2ITW71	Twin / 1000, 850, 650, 580 or 460 mm	750 mm	GD4210i for one monitor
PT2ITW72	Twin / 1000, 850, 650, 580 or 460 mm	750 mm	GD4220i for two monitors
PT2ITW91	Twin / 1000, 850, 650, 580 or 460 mm	950 mm	GD4210i for one monitor
PT2ITW92	Twin / 1000, 850, 650, 580 or 460 mm	950 mm	GD4220i for two monitors

▶ **PLEASE NOTE: A monitor data sheet, which includes housing outer dimensions, VESA format and positioning as well as weight without stand and with cable is required for correct selection of the suspension arm.**

TS

OT

GD

LE

HZ

MD

UT

WD

VH

DGS

GR

LED LAMPS

Technical Data Overview

The latest generation of lamps with LED (Light Emitting Diode) technology makes it easier for users to work and concentrate for long periods without fatigue.

LED lamps are designed to make the finest colour changes and structures visible in the wound area, with natural colour rendering, precise illumination of the wound area and easy positioning of the lamp body.



Web: Lamps



Technical Data	LED120F	YLED-1F	LED150F
Article no. of lamp including suspension arm (extension arm 750 mm)	LE70041	LE7017100	LE7026100
Article no. of lamp including suspension arm (extension arm 950 mm)	LE90041	LE9017100	LE9026100
Article no. of lamp including spring arm only	-	LE6017100	LE6026100
Central illuminance (at 1 m distance)	50,000 lx	70,000 lx	110,000 lx
Colour temperature (± 200 K)	4500 K	4100 K	4500 K
Colour rendering index R_a	96	95	96
Focusable illuminated field size (at 1 m distance)	130 - 180 mm	140 - 250 mm	160 - 240 mm
Electronic brightness control (dimming range)	50 % - 100 %	50 % - 100 % 5 % (Endo)	50 % - 100 % 5 % (Endo)
Max. temperature increase in the head area	0.5 K	0.5 K	0.5 K
Power consumption (total)	9 VA	24 VA	24 VA
Mains voltage and frequency (100 - 240 VAC at 50 - 60 Hz)	✓	✓	✓
Power supply unit / power supply	extern	► intern	extern
Number of LED modules	12	17	26
Service life of lamp	≥ 60,000 h	≥ 60,000 h	≥ 60,000 h
Working range	70 - 140 cm	70 - 140 cm	70 - 140 cm
Height adjustment (on Portegra2 spring arm)	117 cm	117 cm	117 cm
Sterilisable handle	✓	✓	✓
Dimensions of the lamp body	29 cm Ø	28 x 36 cm	40 cm Ø
HD remote camera (wireless)	-	-	-
Light head weight	1.9 kg	2.4 kg	3.5 kg
Pollutant-free in accordance with EU Directive	2011/65/EU RoHS compliant	2011/65/EU RoHS compliant	2011/65/EU RoHS compliant
IP protection class	IP42	► IP44	IP42
Fire protection class	V0	V0	V0
Medical Product - (EU) 2017/745 MDR	✓	✓	✓
Usage in accordance with DIN VDE 0100-710	✓	✓	✓
Certified	CE / NRTL	CE / NRTL	CE / NRTL

With a continuous illumination time of at least 60,000 hours, or four and a half years, our LEDs have an enormously long service life and therefore help to protect the environment. LEDs are also insensitive to vibrations. This enables them to be used under the toughest of mechanical stress.



LED2 SC	LED3 SC	LED6 MC		
LE70044	LE70072	LE7069111	LE7069111L	LE7069111KVS
LE90044	LE90072	-	-	-
LE70044FA	LE70072FA	LE6069111	LE6069111L	LE6069111KVS
115,000 lx	160,000 lx	160,000 lx	160,000 lx	160,000 lx
4500 K	4500 K	3750 - 4750 K	3750 - 4750 K	3750 - 4750 K
96	96	98	98	98
160 - 230 mm	170 - 250 mm	180 - 300 mm	180 - 300 mm	180 - 300 mm
50 % - 100 %	50 % - 100 %	30 % - 100 %	30 % - 100 %	30 % - 100 %
5 % (Endo)	5 % (Endo)	5 % (Endo)	5 % (Endo)	5 % (Endo)
0.5 K	0.5 K	0.5 K	0.5 K	0.5 K
30 VA	30 VA	87 VA	87 VA	92 VA
✓	✓	✓	✓	✓
extern	extern	extern	extern	extern
21	28	69	69	66
≥ 60,000 h	≥ 60,000 h	≥ 60,000 h	≥ 60,000 h	≥ 60,000 h
60 - 150 cm	60 - 150 cm	60 - 150 cm	60 - 150 cm	60 - 150 cm
117 cm	117 cm	117 cm	117 cm	117 cm
✓	✓	✓	✓	✓
49 cm Ø	57 cm Ø	58 cm Ø	58 cm Ø	58 cm Ø
-	-	-	-	► optional
11.5 kg	15.2 kg	16.0 kg	16.2 kg	16.5 kg (only LED6)
2011/65/EU	2011/65/EU	2011/65/EU	2011/65/EU	2011/65/EU
RoHS compliant	RoHS compliant	RoHS compliant	RoHS compliant	RoHS compliant
IP42	IP42	IP54	IP54	IP53
V0	V0	V0	V0	V0
✓	✓	✓	✓	✓
✓	✓	✓	✓	✓
CE / NRTL	CE / NRTL	CE / NRTL	CE / NRTL	CE / NRTL

LED LAMPS

Modern Illumination for Real Working Success

YLED

- ▶ With integrated wide-range power supply unit
- ▶ Splash water protection – protection class IP44
- ▶ High luminosity: 70,000 lux at less than 24 VA of power consumption



LAMPS INCLUDING ORTEGRA2 SUSPENSION ARM



LE7069111, LE7069111L, LE7069111KVS

The Latest Technology

Our LED lamps enable optimal examination and operating conditions thanks to:

- ▶ Plastic depth illumination
- ▶ Daylight properties with up to 160,000 lux
- ▶ Reduction of heat radiation to an absolute minimum (< 0.5 K)
- ▶ High-contrast colour rendering R_a 98, for the detection of the finest colour nuances in tissues

All lamps are NRTL certified and delivered including an appropriate extension arm of 750 or 950 mm in length and a 910 mm long spring arm.



LE70041



LE70044



Video camera (optional)

LED lamps for Portegra2 are available with different extension arm lengths:

Extension arm length 750 mm (Standard)
Extension arm length 950 mm

Article Number	Description	Lux
LE70041	LED120F, focusable LED examination lamp with sterilisable handle, including electrical and preset Portegra2 suspension arm (LE70U550): extension arm 750 mm / spring arm 910 mm, external power supply unit	50,000
LE90041	LED120F, comparable with LE70041, <i>but suspension arm (LE90U510): extension arm 950 mm</i>	50,000
LE7017100	YLED-1F, focusable LED examination light and small surgical light with sterilisable handle, including electrical and preset Portegra2 suspension arm (LE70U510): extension arm 750 mm / spring arm 910 mm, internal power supply unit	70,000
LE9017100	YLED-1F, comparable with LE7017100, <i>but suspension arm (LE90U510): extension arm 950 mm</i>	70,000
LE7026100	LED150F, focusable LED examination light and small surgical light with sterilisable handle, including electrical and preset Portegra2 suspension arm (LE70U550): extension arm 750 mm / spring arm 910 mm, external power supply unit	110,000
LE9026100	LED150F, comparable with LE7026100, <i>but suspension arm (LE90U510): extension arm 950 mm</i>	110,000
LE70044	LED2 SC, single colour LED for examination and minor surgery, with sterilisable handle, including electrical and preset Portegra2 suspension arm (LE70U626): extension arm 750 mm / spring arm 910 mm, external power supply unit	115,000
LE90044	LED2 SC, comparable with LE70044, <i>but suspension arm (LE90U620): extension arm 950 mm</i>	115,000
LE70072	LED3 SC, single colour surgical LED lamp, sterilisable handle, including electrical and preset Portegra2 suspension arm (LE70U620): extension arm 750 mm / spring arm 910 mm, external power supply unit	160,000
LE90072	LED3 SC, comparable with LE70072, <i>but suspension arm (LE90U620): extension arm 950 mm</i>	160,000
LE7069111	LED6 MC, multi colour surgical LED lamp, sterilisable handle, including electrical and preset Portegra2 suspension arm (LE70U628): extension arm 750 mm / spring arm 910 mm, external power supply unit	160,000
LE7069111L	LED6 MC, lamp comparable with LE7069111, <i>but including a laser pointer (L)</i>	160,000
LE7069111KVS	LED6 MC, lamp comparable with LE7069111, <i>without laser pointer, but including camera preparation (KV) and shadow management (S)</i>	160,000
E-7110081	Replacement / additional sterilisable handle for all MAVIG LED lamp models	

The LED 6 MC lamp (KVS variant) can be used with a camera system available as an optional extra.

Article Number	Description
KAM02	HD wireless camera for LE7069111KVS (LED6 MC with camera preparation, see above), 30x optical zoom, 12x digital zoom, resolution 1920 x 1080 pixels, auto-fokus, automatic brightness control, image rotation incl. control unit remote control) for video system
TAB01	Wall control panel for remote control of one lamp, surface-mounted
TAB02	Wall control panel for remote control of two lamps, surface-mounted

If you require spare parts for MAVIG LED lamps, please contact directly at:
(Please note: does not apply to spare parts for the suspension arm)

Dr. Mach GmbH & Co. KG

Flossmannstrasse 28, D-85560 Ebersberg, Germany

Phone +49 (0) 8092 / 20 93-0
Fax +49 (0) 8092 / 20 93-50
e-Mail info@dr-mach.de

LED LAMP YLED-1F WITH ACROBAT SWING SYSTEM



Lamp with Acrobat Swing System

- Length ceiling column: 680 mm
- Height floor stand: 1750 mm
- 800 mm extension arm (only ceiling system), 720 mm spring arm
- Spring adjustment: +35° up and -45° down
= height adjustment (Acrobat Swing spring arm) ca. 123 cm
- Cable length of floor stand: 3 m
- US Version floor stand: Connection cable with IEC plug:
IEC C13 power socket NEMA 5-15, V-Lock
- EU version floor stand: Connection cable with IEC plug:
IEC C13 with shockproof plug (CEE 7/VII for EU), V-Lock

Article Number	Description
LE5117100	YLED-1F, focusable LED lamp with sterilisable handle, internal power supply unit and Acrobat® Swing ceiling column, including matching Acrobat® Swing extension/spring arm
LE5217100	YLED-1F, focusable LED lamp with sterilisable handle, internal power supply unit and Acrobat® Swing floor stand (EU), including matching Acrobat® Swing spring arm
LE5217100-US	comparable with LE5217100, but US version with NEMA 5-15 US plug (hospital grade UL 817)

PORTEGRA2 SUSPENSION ARM (EXTENSION / SPRING ARM) FOR EQUIPMENT UP TO 18 KG

Patented by MAVIG:

A sophisticated safety collar prevents the separation of the connection joint. The patented, internal safety spring keeps the connection from loosening, allowing for a long and trouble-free product life.

An internal steel safety cable provides maximum safety even after many years of use. The dimensions and angles of movement of the suspension arms ensure that X-ray protection and equipment can be arranged at all times in an optimum manner.

The MAVIG Portegra2 Suspension Arms Offer Maximum Safety.

The Portegra2 suspension arms offer maximum flexibility. The extension / spring arm combination enables a variety of movement radiuses and heights for all situations. Radiation protection shields, lamps, monitors, injectors and other accessories can be attached and positioned as required.

The extension / spring arm combination offers a large range of different load bearing capacities:

- Long reach capacity with a extension arm of 750 or 950 mm and spring arm of 910 mm
- Multiple load bearing capacities of the spring arms: 3.5 - 7.0 kg, 7.0 - 12.0 kg, 12.0 - 18.0 kg
- Shock-absorbing, plastic covers to protect from collision damage
- Internal steel safety cable provides safe support even after many years of service
- Specially designed collar guarantees a firm connection with the shield

Portegra2 suspension arms can be ordered with a short (750 mm) or long extension arm (950 mm), either electrical ⚡ for use with lamps or non-electrical.

Article Number	Description
E-LE75-3570	Suspension arm: weight class 3.5 - 7.0 kg, electrical, extension arm 750 mm, spring arm 910 mm
E-LE75-70120	Suspension arm: weight class 7.0 - 12.0 kg, electrical, extension arm 750 mm, spring arm 910 mm
E-LE75-120180	Suspension arm: weight class 12.0 - 18.0 kg, electrical, extension arm 750 mm, spring arm 910 mm
E-LE95-3570	Suspension arm: weight class 3.5 - 7.0 kg, electrical, extension arm 950 mm, spring arm 910 mm
E-LE95-70120	Suspension arm: weight class 7.0 - 12.0 kg, electrical, extension arm 950 mm, spring arm 910 mm
E-LE95-120150	Suspension arm: weight class 12.0 - 15.0 kg, electrical, extension arm 950 mm, spring arm 910 mm
E-OT75-3570	Suspension arm: weight class 3.5 - 7.0 kg, extension arm 750 mm, spring arm 910 mm
E-OT75-70120	Suspension arm: weight class 7.0 - 12.0 kg, extension arm 750 mm, spring arm 910 mm
E-OT75-120180	Suspension arm: weight class 12.0 - 18.0 kg, extension arm 750 mm, spring arm 910 mm
E-OT95-3570	Suspension arm: weight class 3.5 - 7.0 kg, extension arm 950 mm, spring arm 910 mm
E-OT95-70120	Suspension arm: weight class 7.0 - 12.0 kg, extension arm 950 mm, spring arm 910 mm
E-OT95-120150	Suspension arm: weight class 12.0 - 15.0 kg, extension arm 950 mm, spring arm 910 mm

Electrical

Non-electrical

TS

OT

GD

LE

HZ

MD

UT

WD

VH

DGS

GR

HYBRID CENTRAL AXIS

The Support Arm System For Greater Reach

This support arm system is equipped with extra long extension arms to give the system an extended and stable reach. This is especially useful for crowded ceiling space in today's multifunctional rooms such as the so called "hybrid rooms" or to keep needed equipment outside of the sterile zone.

The system can support up to two suspension arms, each able to carry a weight of 21 kg respectively. The possibility of 360° rotation and the choice of multiple arm lengths ensure greater flexibility when it comes to room planning and the positioning of equipment.

Device Holder (e.g.)



Injector holder

(Individual products/
solutions on request.)

Lamps for the Hybrid Central Axis



LE6017100




LE6026100




LE70044FA



LE70072FA



LE6069111,
LE6069111L, -KVS



Camera, optional

see also pages 18 - 21



Components can be assembled in the manner of a modular system and can be tailored to your individual requirements.
Of course, we are always happy to assist you with advice should you have any questions regarding the various possible combinations.



HZP01



HZP02



HZP03

Optional Ceiling Mounting Elements

Pages 26 - 27



HZS200 - HZS500

Ceiling Column Including Cover

Page 27



HZAL1A, HZAL1E, HZAL2EA

Single or Dual Extension Arms, Non-electrical/Electrical

Page 27

Radiation Protective Shields

see also pages 12 - 13



OT50001FA



OT50003FA



OT54001FA



OT80002FA

TS

OT

GD

LE

HZ

MD

UT

WD

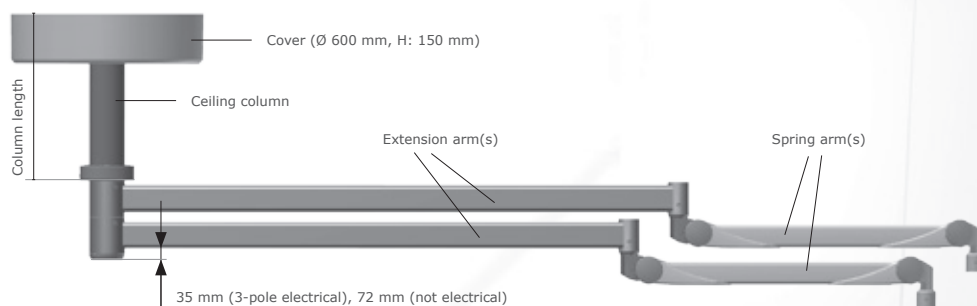
VH

DGS

GR

HYBRID CENTRAL AXIS

**Can be individually combined
for up to two devices with max. 21 kg each**

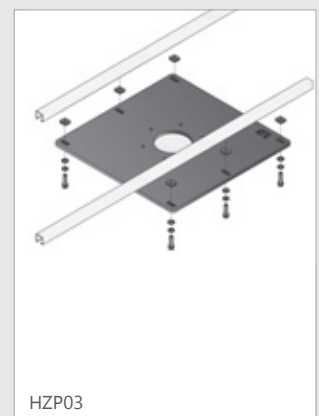



CEILING MOUNTING OPTIONS FOR THE HYBRID CENTRAL AXIS

Mounting Plate or Variable-height Ceiling Substructure

Mounting plate (HZIP03) and ceiling substructures (HZIP01, HZIP02) allow the installation to be adapted to the respective ceiling. It is irrelevant whether the system is installed on a solid ceiling, track (HALFEN/Unistrut®) or a suspended ceiling.

Unevenness in the ceiling or minor incorrect measurements can thus be compensated for with little effort. The customer can independently adjust the desired length of the ceiling substructures.



The hybrid central axis system gives you the opportunity to individually assemble the system you want from a variety of components.

Article Number	Description
HZP01	Suspended ceiling support (length max. approx. 1000 mm) with mounting and interface plate for system alignment or with distance between structural ceiling and suspended ceiling of 200 to max. 1000 mm, including mounting accessories for HZA ceiling mount
HZP02	Suspended ceiling support with interface plate for system alignment or at a distance between structural and suspended ceiling of max. 200 mm, including mounting accessories for the HZA ceiling mount
HZP03	Ceiling mounting plate (20 x 740 x 740 mm (H x W x D)), suitable for HALFEN/Unistrut® systems), including mounting accessories for the HZA ceiling mount
HZS200	200 mm ceiling column including cover (Ø 600 mm)
HZS250	250 mm ceiling column including cover (Ø 600 mm)
HZS300	300 mm ceiling column including cover (Ø 600 mm)
HZS500	500 mm ceiling column including cover (Ø 600 mm)
HZAL1A145	Single extension arm: non-electrical, 1450 mm
HZAL1A160	Single extension arm: non-electrical, 1600 mm
HZAL1A175	Single extension arm: non-electrical, 1750 mm
HZAL1E145	Single extension arm: electrical for lamps – 3-pole contact, 1450 mm
HZAL1E160	Single extension arm: electrical for lamps – 3-pole contact, 1600 mm
HZAL1E175	Single extension arm: electrical for lamps – 3-pole contact, 1750 mm
HZAL2EA145	Dual extension arms: electrical for lamps – 3-pole contact (1450 mm) & non-electrical (1300 mm)
HZAL2EA160	Dual extension arms: electrical for lamps – 3-pole contact (1600 mm) & non-electrical (1450 mm)
HZAL2EA175	Dual extension arms: electrical for lamps – 3-pole contact (1750 mm) & non-electrical (1600 mm)
OT50001FA	Shield OT25B05 (800 mm connection element) + 910 mm long spring arm preset for shield's weight
OT50001V60FA	Shield OT25B050 (600 mm connection element) + 910 mm long spring arm preset for shield's weight
OT50001IFA	Shield OT25B05 reversed + 910 mm long spring arm preset for shield's weight
OT54001FA	Shield OT54B01 + 910 mm long spring arm preset for shield's weight, including box with 50 sterile disposable covers (STEA-OT4)
OT54001IFA	Shield OT54B01I reversed + 910 mm long spring arm preset for shield's weight, including box with 50 sterile disposable covers (STEA-OT4)
OT50003FA	Shield OT40B04 + 910 mm long spring arm preset for shield's weight
OT80002FA	Shield OT40B02 + 910 mm long spring arm preset for shield's weight
LE6017100	YLED-1F, LED lamp + 910 mm long spring arm preset for lamp's weight + internal power supply unit
LE6026100	LED150F, LED lamp + 910 mm long spring arm preset for lamp's weight + external power supply unit
LE70044FA	LED2 SC lamp + 910 mm long spring arm preset for lamp's weight + external power supply unit
LE70072FA	LED3 SC lamp + 910 mm long spring arm preset for lamp's weight + external power supply unit
LE6069111	LED6 MC, lamp with preset 910 mm spring arm and external power supply unit
LE6069111L	LED6 MC, lamp comparable with LE6069111, <i>but including laser pointer (L)</i>
LE6069111KVS	LED6 MC, lamp comparable with LE6069111, <i>without laser pointer, but including camera preparation (KV) and shadow management (S)</i>

► Please note: For full shield and LED lamp descriptions see pages 12 - 13 and 18 - 21.

TS

OT

GD

LE

HZ

MD

UT

WD

VH

DGS

GR



MONITOR SUSPENSION SYSTEMS

Robust, Compact and Versatile

For decades now, MAVIG has enjoyed being the first choice in monitor support systems. The stable, high-quality systems are perfectly designed for the daily needs of hospitals or radiology practices.

In addition, our monitor supports offer the utmost safety with high flexibility. Monitors of all manufacturers can (if they are equipped with a VESA adapter on the rear) be mounted and aligned without any problems.

MAVIG life cycle testing ensures 100% quality for all products delivered.



MONITOR SUSPENSION SYSTEMS

Overview of Technical Data

Sleek, versatile and compact for easy installation and trouble-free use.

Please use this overview to decide which monitor support system is right for your needs.

- What do you require?
- Stationary mounted or a track system?
 - Number and size of monitors to be mounted?
 - Weight category / load capacity on monitor holder
 - Cabling of monitors, internal or external

Our specialists will be happy to answer any further questions you may have regarding product selection or installation services.



Technical Data		GD4020	GD4210	GD4220
Monitor support system for Portegra2 / Portegra2i		✓ / -	✓ / ✓	✓ / ✓
Ceiling-mounted monitor support system (complete system)		-	-	-
Stationary mounting		(via PT2)	(via PT2 / PT2i)	(via PT2 / PT2i)
Ceiling track, optional		(via PT2)	(via PT2)	(via PT2)
Mobile system		-	-	-
Suitable for monitor(s):	Quantity	1	1	2
	Size	15" to 17"	up to 19" (GD4210) up to 21/24" (GD4210-L) up to 27" (GD4210-XL)	up to 19" (GD4220) up to 21/24" (GD4220-L) up to 24/26" (GD4220-XL)
System range:	Extension arm	750 mm / 950 mm	750 mm / 950 mm	750 mm / 950 mm
	Spring arm	910 mm	910 mm	910 mm
Load capacity on monitor support (depending on version)		max. 10.0 kg	max. 15.4 kg	max. 15.0 kg
Weight		1.7 kg	2.5 kg (GD4210)	3.0 kg (GD4220)
			2.6 kg (GD4210-L)	3.5 kg (GD4220-L)
			2.8 kg (GD4210-XL)	3.8 kg (GD4220-XL)
Special features	Cardanic joint	-	-	-
	Internal wiring	-	✓ (PT2i only)	✓ (PT2i only)
	Handle/handle bar	-	✓	✓
	Antistatic casters	-	-	-

Warning: We recommend that before each installation, the ceiling is checked for sufficient load-bearing capacity! Installation should only be carried out by specialist personnel.

Please note: To deliver the correct modified monitor support system we need the following information:
Monitor data sheet including housing dimensions, VESA format and positioning,
as well as weight without stand and with cable



GD50

GD60

GD60 Dual

MD71

-
✓
✓
✓
-

-
✓
✓
-
-

-
✓
✓
-
-

-
-
-
-
✓

1 - 4
up to 32" (1x)
up to 32" (2x)
up to 22" (3x/4x)
1200 mm
1010 mm
max. 47.4 kg

1 or 4 - 8
up to 60"

-
1240 mm
max. 120.0 kg

1 or 4 - 8
up to 60"

1000 mm
1240 mm
max. 120.0 kg

1 - 3
up to 32" (1x)
up to 27" (2x/3x)

-
-
max. 12.0 kg per VESA

-
✓
Lateral/rotating
-

✓
✓
Lateral/rotating
-

✓
✓
Lateral/rotating
-

-
✓
✓
✓

TS

OT

GD

LE

HZ

MD

UT

WD

VH

DGS

GR

GD60: Versatile & Ideal For Large Monitors

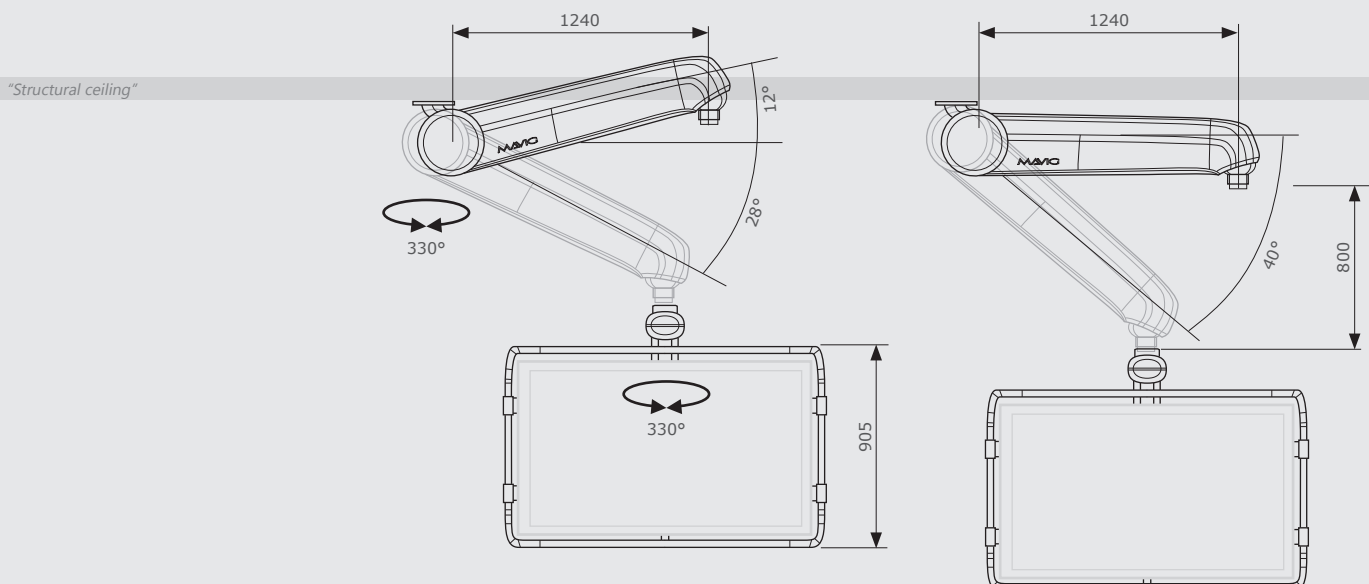
Individual and Efficient

- Stationary mounted
- Long reach thanks to spring arm length of 1240 mm
- Heavy weight loads up to 120.0 kg / 264.5 lbs possible
- Number of monitors: depending on configuration 1 or 4 - 8 displays, monitor / display sizes up to 60" possible
- Cardanic joint for more security in case of collision



WARNING: We recommend that before each installation, the ceiling is checked for sufficient load-bearing capacity! Installation should only be carried out by specialist personnel.

GD60 dimensions: basic model with both spring arm versions (+12° to -28° or 0° to 40°, please specify when ordering)



MONITOR SUSPENSION SYSTEM GD60 WITH SPRING ARM



GD60 – The Versatile Monitor Suspension System for up to 8 Monitors

Our patented cardanic joint, automatic weight balancing, free-moving operation, as well as integrated cabling and the rapid installation of different monitor sizes are only some of the many features that distinguish the GD60. The system is designed for heavy load conditions, supporting a weight capacity of up to 120.0 kg / 264.5 lbs.

The suspension allows fast movements if the monitors have to move in an emergency. This reduces friction effects and prolongs the lifetime of the system.

Other specific monitor support variations for the GD60, with different frame constructions, colours etc. (customer models: GE, Siemens, Philips, Dräger ...) available on request.


The GD60 monitor suspension system is available in many different versions.

The basic versions with spring arm and monitor support for a large monitor up to 60" or 4 - 8 smaller monitors (with basic cabling options) are listed below as examples.

Article Number	Description	Cabling
GD60W-4.1-F/A	For 4 monitors, in a row	Basic (earth cable, power cable)
GD60W-4.2-F/A	For 4 monitors, double row	Basic (earth cable, power cable)
GD60W-6-F/A	For 6 monitors, double row	Basic (earth cable, power cable)
GD60W-8-F/A	For 8 monitors, double row	Basic (earth cable, power cable)
GD60W-W-P/A	For (single) monitors up to 60" up to 80.0 kg including an external protective frame/guard	Basic (earth cable, power cable)
GD60W-HL-P/A	For (single) monitors up to 60" up to 120.0 kg including an external protective frame/guard	Basic (earth cable, power cable)
GD60-Z	VESA adapter + 1x BNC cable (30 m) for adding an additional backup monitor	
GD60-PS01	Protective screen (optional), only for GD60W-W-P/A and GD60W-HL-P/A, for monitors up to 58" Screen dimensions: 1325 x 782 x 4 mm, net weight: 12.0 kg	

WARNING: A ceiling mounting option must be selected for a complete system. See system enhancements/modifications below.

The GD60 system with spring arm can be mounted in different ways. If you have any questions, we are happy to help.



TS1560 Ceiling Mounting Plate



GDD60 Ceiling Column

Article Number	Description
TS1560	Ceiling mounting plate (489 x 412 mm) for GD60, pre-assembled
GDD60	Ceiling column/suspended ceiling support (column length: 60 to 500 mm) including matching mounting plate

TS

OT

GD

LE

HZ

MD

UT

WD

VH

DGS

GR

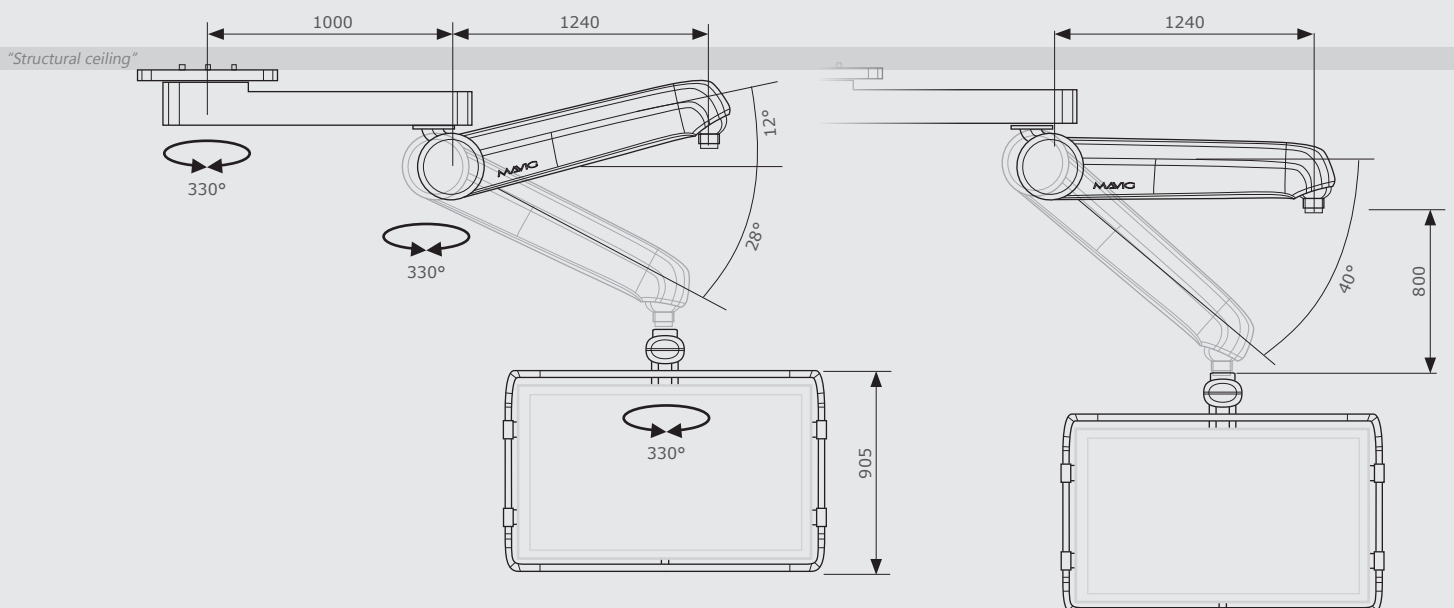
GD60 With Extension Arm For Greater Reach Individual and Efficient

- Maximum system/suspension arm range of 2240 mm
- Patented cardanic joint = collision protection
- Internal cabling available, e.g. with mains cables
- Friction adjustable arm joints for a brake-free system
- Stationary mounting with max. +12° up / -28° down movement
- Each joint with 330° rotation / rotation stop
- Load capacity: large monitors up to 60" / 120.0 kg
- Virtually maintenance-free system
- Convenient installation



WARNING: We recommend that before each installation, the ceiling is checked for sufficient load-bearing capacity! Installation should only be carried out by specialist personnel.

GD60 dimensions: basic model with extension arm and in both spring arm versions (+12° to -28° or 0° to 40°, please specify when ordering)



MONITOR SUSPENSION SYSTEM GD60 WITH EXTENSION AND SPRING ARM



GD60 – The Versatile Monitor Suspension System for up to 8 Monitors

It is no coincidence that MAVIG's GD60 is the most popular monitor support system among leading medical technology outfitters. Designed for heavy weights up to 120 kg, the GD60 is the perfect solution for large screens.

The dual version of the GD60 with the extension arm enables monitors to be suspended over a larger radius. The range means minimal space requirements (ceiling) around the patient table and, if required, the system can be easily placed outside the sterile zone.

Other specific monitor support variations for the GD60, with different frame constructions, colours etc. (customer models: GE, Siemens, Philips, Dräger ...) available on request.

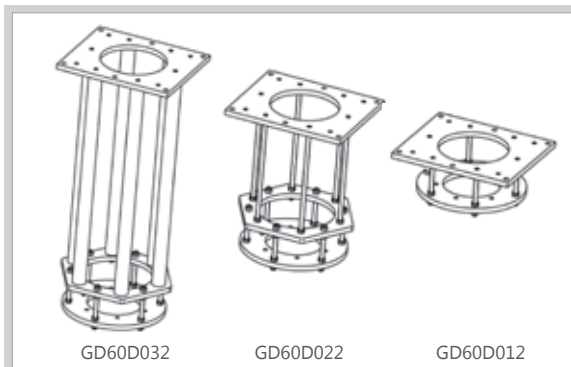
The GD60 monitor support system with extension arm and spring arm is available in many different versions.

The basic versions with the extension arm, spring arm and monitor support for a large monitor up to 60" or 4 - 8 smaller monitors (plus cabling) are listed below as examples:

Article Number	Description	Cabling
GD60XW-4.1-F/A	For 4 monitors, in a row	Basic (earth cable, power cable)
GD60XW-4.2-F/A	For 4 monitors, double row	Basic (earth cable, power cable)
GD60XW-6-F/A	For 6 monitors, double row	Basic (earth cable, power cable)
GD60XW-8-F/A	For 8 monitors, double row	Basic (earth cable, power cable)
GD60XW-W-P/A	For (single) monitors up to 60" up to 80.0 kg including an external protective frame/guard	Basic (earth cable, power cable)
GD60XW-HL-P/A	For (single) monitors up to 60" up to 120.0 kg including an external protective frame/guard	Basic (earth cable, power cable)
GD60-PS01	Protective screen (optional), only for GD60XW-W-P/A and GD60XW-HL-P/A, for monitors up to 58" Screen dimensions: 1325 x 782 x 4 mm, net weight: 12.0 kg	

WARNING: A ceiling mounting option must be selected for a complete system. See system enhancements/modifications below.


The GD60 system with the extension arm and spring arm can be extended/supplemented and modified in various ways. If you have any questions, we are happy to help.



Suspended Ceiling Supports

The length of the respective suspended ceiling support can be adjusted independently by the customer in the corresponding areas on site or can be shortened if necessary.

WARNING: The ceiling/suspended ceiling supports are not compatible with the GD60 system with spring arm only.



Article Number	Description
GD60D032	Long suspended ceiling support (variable distance: 610 - 1,115 mm), including mounting plate
GD60D022	Medium suspended ceiling support (variable distance: 175 - 610 mm), including mounting plate
GD60D012	Short suspended ceiling support (variable distance: up to 175 mm), including mounting plate
GD60DUAL	GD60 extension arm (static mounting only), for 1000 mm greater reach of the system

TS

OT

GD

LE

HZ

MD

UT

WD

VH

DGS

GR

GD50 Family – The New Medium-Load Monitor Suspension System Individually Configurable

With the increasing number of clinical applications and evolving spaces, MAVIG has expanded its previous generation of medium-load monitor suspension systems into a versatile product that meets the ever-growing needs of users.

- Stationary or carriage ceiling mounting with column lengths from 150 to 500 mm
- Mounting on ceiling tracks 2,500 or 4,000 mm in length
- Single spring arm with 1010 mm length or suspension arm as combination spring arm and extension arm with 1010 mm plus 1200 mm length
- Maximum load capacity at the end of the spring arm (without monitor support) up to 45.0 kg or 57.0 kg
- Adjustable rotation stop in 60° steps (spring arm – monitor support)
- Vertical movement spring arm from +40° to -40° for max. 45.0 kg and from +28° to -40° for max. 57.0 kg
- All components earthed, internal wiring optional on request (DVI, CAT 7, BNC)
- Different monitor sizes (19 - 32") and number (1 - 4) (other monitor sizes upon request)



Warning: We recommend that before each installation, the ceiling is checked for sufficient load-bearing capacity! Installation should only be carried out by specialist personnel.

Components can be assembled in the manner of a modular system (**A + B + C**) and can be tailored to your individual requirements. Of course, we are always happy to assist you with advice, should you have any questions regarding the various possible combinations.

A Stationary-mounted ceiling column including cover or ceiling track with ceiling column on carriage						
B 1010 mm single spring arm or 1200 mm + 1010 mm extension / spring arm combination						
Each with optional 45 kg or 57 kg load capacity at the end of the spring arm						
C Single monitor holder 1 x 19 to 32"	or	Dual monitor holder 2 x 19 to 32"	or	3-monitor holder 3 x up to 22"	or	4-monitor holder 4 x up to 22"

GD50 FAMILY: MEDIUM LOAD MONITOR SUSPENSION SYSTEM

The GD50 monitor suspension system is available in several different versions. Choose from the following systems the one suitable for you and complete the code of the desired column length you require within the article number – digits **xx** (see table below on the right side).

Article Number	Description
GD5000xx1Z01AAZ1Z1	GD50 for stationary mounting, spring arm only, max. 45 kg load capacity, for 1 monitor
GD5000xx1Z01ABZ1Z1	GD50 for stationary mounting, spring arm only, max. 45 kg load capacity, for 2 monitors
GD5000xx1Z01ACZ1Z1	GD50 for stationary mounting, spring arm only, max. 45 kg load capacity, for 3 monitors
GD5000xx1Z01ADZ1Z1	GD50 for stationary mounting, spring arm only, max. 45 kg load capacity, for 4 monitors
GD5000xx1Z02AAZ1Z1	GD50 for stationary mounting, spring arm only, max. 57 kg load capacity, for 1 monitor
GD5000xx1Z02ABZ1Z1	GD50 for stationary mounting, spring arm only, max. 57 kg load capacity, for 2 monitors
GD5000xx1Z02ACZ1Z1	GD50 for stationary mounting, spring arm only, max. 57 kg load capacity, for 3 monitors
GD5000xx1Z02ADZ1Z1	GD50 for stationary mounting, spring arm only, max. 57 kg load capacity, for 4 monitors
GD5000xx1Z03AAZ1Z1	GD50 for stationary mounting, extension & spring arm, max. 45 kg load capacity, for 1 monitor
GD5000xx1Z03ABZ1Z1	GD50 for stationary mounting, extension & spring arm, max. 45 kg load capacity, for 2 monitors
GD5000xx1Z03ACZ1Z1	GD50 for stationary mounting, extension & spring arm, max. 45 kg load capacity, for 3 monitors
GD5000xx1Z03ADZ1Z1	GD50 for stationary mounting, extension & spring arm, max. 45 kg load capacity, for 4 monitors
GD5000xx1Z04AAZ1Z1	GD50 for stationary mounting, extension & spring arm, max. 57 kg load capacity, for 1 monitor
GD5000xx1Z04ABZ1Z1	GD50 for stationary mounting, extension & spring arm, max. 57 kg load capacity, for 2 monitors
GD5000xx1Z04ACZ1Z1	GD50 for stationary mounting, extension & spring arm, max. 57 kg load capacity, for 3 monitors
GD5000xx1Z04ADZ1Z1	GD50 for stationary mounting, extension & spring arm, max. 57 kg load capacity, for 4 monitors
GD5025Z00xx1AAZ1Z1	GD50 on 2.5 m ceiling track, spring arm only, max. 45 kg load capacity, for 1 monitor
GD5025Z00xx1ABZ1Z1	GD50 on 2.5 m ceiling track, spring arm only, max. 45 kg load capacity, for 2 monitors
GD5025Z00xx1ACZ1Z1	GD50 on 2.5 m ceiling track, spring arm only, max. 45 kg load capacity, for 3 monitors
GD5025Z00xx1ADZ1Z1	GD50 on 2.5 m ceiling track, spring arm only, max. 45 kg load capacity, for 4 monitors
GD5025Z00xx2AAZ1Z1	GD50 on 2.5 m ceiling track, spring arm only, max. 57 kg load capacity, for 1 monitor
GD5025Z00xx2ABZ1Z1	GD50 on 2.5 m ceiling track, spring arm only, max. 57 kg load capacity, for 2 monitors
GD5025Z00xx2ACZ1Z1	GD50 on 2.5 m ceiling track, spring arm only, max. 57 kg load capacity, for 3 monitors
GD5025Z00xx2ADZ1Z1	GD50 on 2.5 m ceiling track, spring arm only, max. 57 kg load capacity, for 4 monitors
GD5040Z00xx1AAZ1Z1	GD50 on 4.0 m ceiling track, spring arm only, max. 45 kg load capacity, for 1 monitor
GD5040Z00xx1ABZ1Z1	GD50 on 4.0 m ceiling track, spring arm only, max. 45 kg load capacity, for 2 monitors
GD5040Z00xx1ACZ1Z1	GD50 on 4.0 m ceiling track, spring arm only, max. 45 kg load capacity, for 3 monitors
GD5040Z00xx1ADZ1Z1	GD50 on 4.0 m ceiling track, spring arm only, max. 45 kg load capacity, for 4 monitors
GD5040Z00xx2AAZ1Z1	GD50 on 4.0 m ceiling track, spring arm only, max. 57 kg load capacity, for 1 monitor
GD5040Z00xx2ABZ1Z1	GD50 on 4.0 m ceiling track, spring arm only, max. 57 kg load capacity, for 2 monitors
GD5040Z00xx2ACZ1Z1	GD50 on 4.0 m ceiling track, spring arm only, max. 57 kg load capacity, for 3 monitors
GD5040Z00xx2ADZ1Z1	GD50 on 4.0 m ceiling track, spring arm only, max. 57 kg load capacity, for 4 monitors

WARNING: A ceiling mounting option must be selected for a complete system. (stationary mounted systems only)

Table: Column Length **xx**

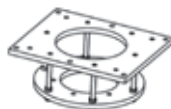
Column Length	Code
490 mm	F1
390 mm	E1
290 mm	D1
240 mm	C1
190 mm	B1
140 mm	A1




GD60D032



GD60D022



GD60D012



HZP03 - Ceiling mounting plate

Article Number	Description
HZP03	Ceiling mounting plate suitable for GD50 stationary mounted systems (details see page 27)
GD60D032	Long suspended ceiling support suitable for GD50 stationary mounted systems (details see page 35)
GD60D022	Medium suspended ceiling support suitable for GD50 stationary mounted systems (details see page 35)
GD60D012	Short suspended ceiling support suitable for GD50 stationary mounted systems (details see page 35)

TS

OT

GD

LE

HZ

MD

UT

WD


VH

DGS

GR

MONITOR SUSPENSION SYSTEMS

MONITOR SUSPENSION COMPATIBLE WITH THE PORTEGRA2 SYSTEM





GD4210 and GD4220

Monitor support for one or two monitor(s).

External cabling.

Load capacity including cabling up to approx **15.0 kg**






GD4020

Monitor support for one monitor, with double-jointed hinge and adjustable tilt to allow a wide range of different viewing angles. In the event of minor collisions, the monitor moves to the side.

External cabling.

Load capacity including cabling up to approx. **10.0 kg**

Article Number	Description (see also overview monitor holder at page 30)
GD4210	Single monitor support* for one monitor up to 19", VESA adapter 75/100 mm
GD4210-L	Single monitor support* for one monitors up to 21"/24", VESA adapter 75/100 mm
GD4210-XL	Single monitor support* for one monitor up to 27", VESA adapter 75/100 mm
GD4220	Dual monitor support* for monitors up to 19", VESA adapter 100 mm
GD4220-L	Dual monitor support* for monitors up to 21"/24", VESA adapter 100 mm
GD4220-XL	Dual monitor support* for monitors up to 24"/26", VESA adapter 100 mm
GD4020	Single monitor support* for one 15" to 17" displays, VESA adapter 100 mm

** Monitor support without extension / spring arm, cabling and monitor(s).*

► **PLEASE NOTE: A monitor data sheet, which includes housing outer dimensions, VESA format and positioning as well as weight without stand and with cable is required for correct selection of the suspension arm.**

MONITOR TROLLEY MD71



MD71 – Mobile Monitor Trolley

As a mobile system, the MD71 monitor trolley was developed for rooms where ceiling suspension is not possible.

- Maximum load capacity of 12.0 kg per VESA adapter (75/100 mm)
- Flexible mounting of up to three 19" - 27" monitors
- Internal cabling possible
- Adjustable handle (additional lower monitor protection)
- 4 antistatic and free-moving castors with locking brake

The new base is as small as possible but still has the necessary stability. The cable mount on the stand column accommodates excess cable length and prevents unnecessary trip hazards.

Article Number	Description
MD711	Monitor trolley* with VESA adapter 75/100 mm for one monitor up to 32"
MD712	Monitor trolley* with two VESA adapters 75/100 mm for each monitor up to 27"
MD713	Monitor trolley* with three VESA adapters 75/100 mm for each monitor up to 27"

** Monitor trolley MD71 without cabling and monitor(s).*

MOBILE ACCESSORY TROLLEY MD-69



MD-69

MD-69 – Mobile Accessory Trolley

The MD-69 serves as a mounting option for devices that can be attached to a 10 x 25 mm flat-profile rail, such as the control modules for a C-arm.

The trolley is movable in space, so that, for example, the distance between medical personnel and the radiation source can be maximised.

- Low space requirement with maximum tipping prevention
- Electroconductive castors (two with locking brake)
- DIN (10 x 25 mm) flat-profile rail for device mounting at approx. 810 mm in height (measured from the ground)
- Maximum load capacity: 8.5 kg
- Dimensions: 942 x 960 x 644 mm (H x W x D)

Article Number	Description
MD-69	Mobile accessory trolley* with rail, for attaching control modules and other devices
	* Accessory trolley MD-69 without cabling and accessories

MOBILE DETECTOR HOLDER MDH130



MDH130

MDH130 – Mobile Detector Holder With Tilt Function

The mobile detector holder is suitable for thoracic, spinal, pelvic, cranial and abdominal mounting. The entire trunk of the body can be covered given the large adjustment area. The stands are ideal for hospitals and surgeries.

- Low space requirement with high stability
- Height adjustment: 30–1300 mm (distance – detector bottom edge to floor)
- Electroconductive castors (two with locking brakes)
- Tilt: 0 - 90°, in 15° steps
- Suitable for flat detectors of different dimensions: 430 - 530 mm
- Maximum load capacity: 8.5 kg
- Dimensions: 1810 x 720 x 770 mm (H x W x D)

Article Number	Description
MDH130	Mobile detector holder

TS
OT
GD
LE
HZ
MD
UT
WD
VH
DGS
GR

Safe & Comfortable

LOWER BODY SCATTERED RADIATION PROTECTION

Lower body protection systems are an integral part of every radiation protection concept for interventional radiology and surgical rooms. They reduce secondary radiation substantially. Interventional radiology presents a classic situation where optimal protection is needed, requiring the combination of ceiling-suspended radiation protection and lower body protection with an upper shield. The lower body protection panels absorb radiation from below the table and shield the lower extremities and genital area of the examiner.

Advantages of MAVIG Lower Body Protection Systems

- Easy to remove attachments for easy patient transfers
- Individual soft lead rubber panels for better movement of the C-arm, greater examiner comfort and easier part replacement
- Angled attachments for excellent patient access and protection from secondary radiation
- Inexpensive replacement – The systems are made up of individual parts that can be replaced separately
- Stainless steel metal components for a long life
- Universal adapter to fit all industry table rail sizes or a fitted solution for specific rail dimensions such as GE (7.7 x 25 mm), Toshiba/Canon (9 x 25 mm) and Philips/Siemens (10 x 25 mm)



TS

OT

GD

LE

HZ

MD

UT

WD

VH

DGS

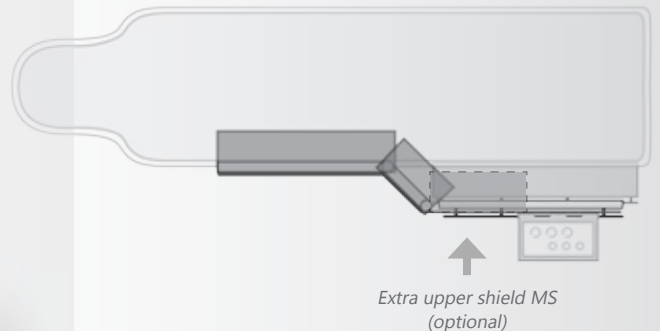
GR



UT70: Modular Lower Body Protection For Multiple Applications

Largest Possible Flexibility – Maximum Protection

- Lower body scatter radiation protection (below the table) with a lead equivalent of 0.50 mmPb for all components/panels
- Main section (MS) can be individually combined with side panels and attachments, up to 1620 mm total width
- Available for the following table rail profiles: 7.7 x 25 mm (GE), 9 x 25 mm (Toshiba/Canon) and 10 x 25 mm (Philips/Siemens)
-> Make sure that the minimum length of the table rail is 600 mm for the correct mounting of the UT70.
- Additional front accessory rail on the main section, matching the profile of the table rail
- Optional: wall mount for safe storage



NEW: The **outer cover** of the flexible X-ray protective shields is now made of recyclable **TPU material** (thermoplastic polyurethane).

Maximum 1620 mm

Wall mount for main part (optional)



Wall mount for side panels (optional)



LOWER BODY PROTECTION SYSTEM UT70

APPLICABLE ON BOTH SIDES



UT70-xxNSWS

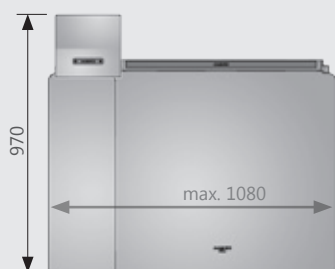
UT70 – Modular Lower Body Protection for Multiple Applications

Both the user and the assistant benefit from the innovative, large-area lower body scatter radiation protection (below the table). An accessory rail that is mounted on the lower body guard also provides the necessary space for table and C-arm control units, as well as other equipment.

Example: UT70 with maximum possible protective surface (UT70-90NSWS)

Lower body protection for and with 9 x 25 mm accessory rail, total width up to 1620 mm consisting of: 1x main part (MS), 1x wide side panel (WS), 1x narrow side panel (NS), plus two matching detachable attachment shields (1x wide and 1x narrow)

Other standard configurations



UT70-xxNS

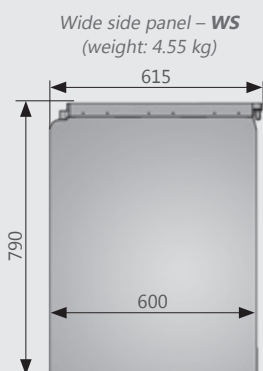


UT70-xxNSNS



UT70-xxWS

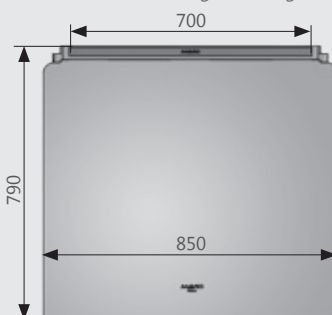
Individual Lower Body Components



Narrow side panel – NS
(weight: 1.7 kg)




Main section – MS, always used!
(weight: 7.55 kg)



Upper Shields

Wide upper shield
(weight: 1.8 kg)



Narrow upper shield
(weight: 0.6 kg)



Extra upper shield MS
(weight: 1.2 kg)



Article Number	Description	Components* (1 x each)
UT70-77NSWS	Lower body protection UT70 with 7.7 mm accessory rail	MS, NS, WS
UT70-90NSWS	Lower body protection UT70 with 9 mm accessory rail	MS, NS, WS
UT70-10NSWS	Lower body protection UT70 with 10 mm accessory rail	MS, NS, WS
UT70-77	Lower body protection UT70, main section only with 7.7 mm accessory rail	MS
UT70-90	Lower body protection UT70, main section only with 9 mm accessory rail	MS
UT70-10	Lower body protection UT70, main section only with 10 mm accessory rail	MS
UT70-77NS	Lower body protection UT70, 2 parts, with 7.7 mm accessory rail	MS, NS
UT70-90NS	Lower body protection UT70, 2 parts, with 9 mm accessory rail	MS, NS
UT70-10NS	Lower body protection UT70, 2 parts, with 10 mm accessory rail	MS, NS
UT70-77NSNS	Lower body protection UT70, 3 parts, with 7.7 mm accessory rail	MS, NS, NS
UT70-90NSNS	Lower body protection UT70, 3 parts, with 9 mm accessory rail	MS, NS, NS
UT70-10NSNS	Lower body protection UT70, 3 parts, with 10 mm accessory rail	MS, NS, NS
UT70-77WS	Lower body protection UT70, 2 parts, with 7.7 mm accessory rail	MS, WS
UT70-90WS	Lower body protection UT70, 2 parts, with 9 mm accessory rail	MS, WS
UT70-10WS	Lower body protection UT70, 2-part, with 10 mm accessory rail	MS, WS
E-UT70U030	Wide upper shield, single	(WS)
E-UT70U050	Narrow upper shield, single	(NS)
E-UT70U080	Extra upper shield for main shield, single	(MS)
E-UT70W010	Wall mount for main section	(MS)
E-UT70W020	Wall mount for wide and narrow side panel(s)	(NS, WS)

* The side panel components are always supplied with a suitable upper shield.

TS

OT

GD

LE

HZ

MD

UT

WD

VH

DGS

GR

LOWER BODY PROTECTION SYSTEMS

LOWER BODY PROTECTION SYSTEM UT603X



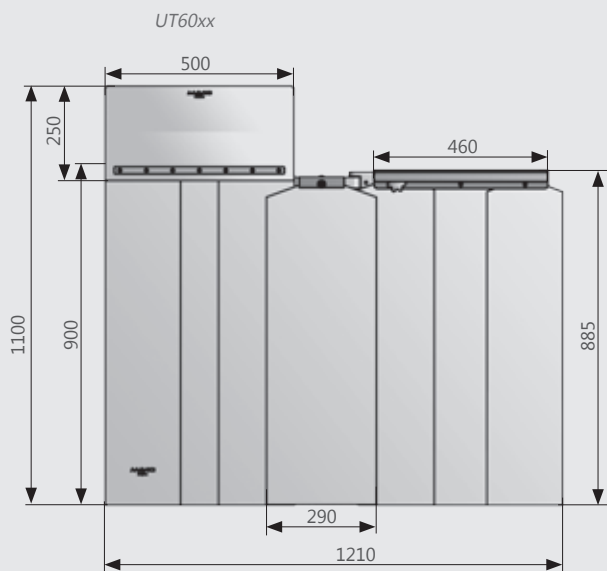
UT6030 / UT6031 / UT6032 – Lower Body Protection System

The lower body protection system has a stable construction, rounded edges for low injury risks and a significantly larger protection zone against X-ray radiation scattering for the examiner and the assistant. Flexible, overlapping panels are more comfortable for the examiner and allow undisturbed movement of the C-arm. The pivoting panels adjust to a **possible tilt of the table of up to 15°**.

- Double-jointed adapter with 290 mm wide additional panel for flexible positioning
- Upper table scatter radiation attachment shield for the 500 mm wide lower part
- Optimised surfaces for thorough and time-saving hygiene
- Lead equivalent of 0.50 mmPb for each protection component
- Suitable for table rails with profiles from 7 x 25 mm to 10 x 30 mm
- Additional 460 mm long accessory rail (UT6030: 7.7 x 25 mm, UT6031: 9 x 25 mm or UT6032: 10 x 25 mm), e.g. for mounting control elements up to a maximum of 15.0 kg
- Dimensions of UT60xx:

Height with upper shield:	1,100 mm (without upper shield 900 mm)
Main section	885 x 540 mm (H x W; three overlapping panels)
- Total weight: 21.7 kg (with upper shield)
- Including wall mountings (1x for 500 mm wide lower part, 1x for upper shield)

Lower Body Protection (below the table)



Article Number	Description
UT6030	Lower body protection model 6030 with 460 mm accessory rail (GE, profile: 7.7 x 25 mm)
UT6031	Lower body protection model 6031 with 460 mm accessory rail (Toshiba/Canon, profile: 9 x 25 mm)
UT6032	Lower body protection model 6032 with 460 mm accessory rail (Philips/Siemens, profile: 10 x 25 mm)
UT6001-66	Lower body protection model for China with 460 mm accessory rail (profile: 7.7 x 25 mm)

LOWER BODY PROTECTION SYSTEM UT69

APPLICABLE ON BOTH SIDES



UT6901

UT69 – Lower Body Protection System

The UT69 offers maximum protection thanks to the intermediate double articulated joint and additional protection panel. The upper shield can be removed quickly in case of emergency or for comfortable patient positioning.

- Overlapping, flexible radiation protective panels with PVC covering
- Lead equivalent of 0.50 mmPb / total weight: UT6902 = 27.9 kg ; UT6904 = 26.9 kg
- Height without upper shield: 900 mm, width: 645 mm (main section, 4 overlapping panels) 170 mm (additional panel)
- Total width of all lower body protection panels (below the table): max. 800 mm (overlapping, adjustment angle)
- Universal adapter: suitable for table rails ranging from 7 x 25 mm to 10 x 30 mm
- Two separate upper shields (depending on model), resp. 170/250 mm in height; width: 600 mm
- Includes wall mounts (1 x main section and 1 x upper shield)



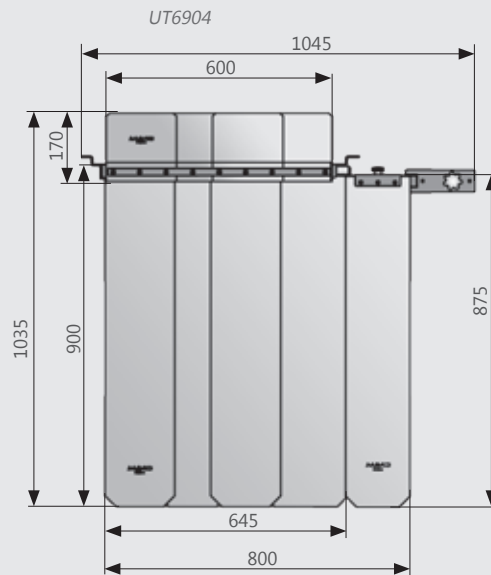
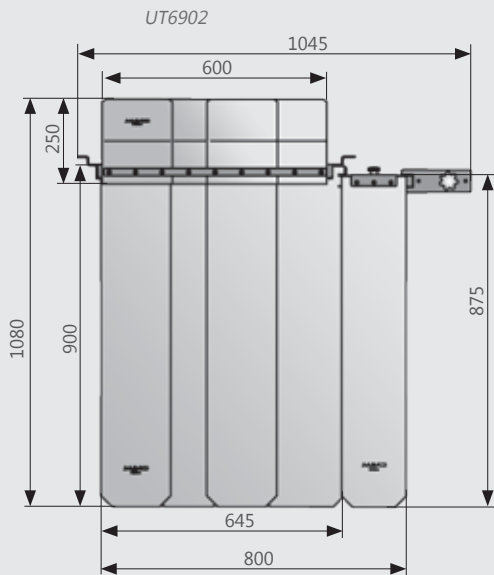
ADDITIONAL RAIL FOR UT69 ADAPTER



All new UT60 and UT69 table mounted shields can now be ordered with an additional rail (E-UT69U036), which fits over the adapter's metal tightening knob. This 150 mm long, 7 x 25 mm profile rail can be used to hang small accessories such as an additional protective panel or control element (max. 5 kg).

Article Number: E-UT69U036 Additional rail for the universal adapter (UT60 & UT69)

Lower Body Protection



Article Number

Description

UT6901	Lower body protection model 6269, two matching, removable upper shields (170 + 250 mm)
UT6902	Lower body protection model 6269, one matching, removable upper shield (250 mm)
UT6904	Lower body protection model 6269, one matching, removable upper shield (170 mm)

TS

OT

GD

LE

HZ

MD

UT

WD

VH

DGS

GR

LOWER BODY PROTECTION SYSTEMS

LOWER BODY PROTECTION SYSTEM UT6001

APPLICABLE ON BOTH SIDES



UT6001

UT6001 – Lower Body Protection System

The UT6001 is MAVIG's table-mounted radiation shield with freely suspended panels for tilting tables **up to 15°**. The double-jointed adapter for the table rail enables the user to have a position very close to the table. The UT6001 has been designed so that it can be placed on either side of the table, thus permitting more versatile application possibilities.

The lower body protection system has been equipped with the universal adapter from MAVIG and therefore fits all table rails with profiles from 7 x 25 mm to 10 x 30 mm.

- Overlapping, flexible radiation protection panels with PVC covering
- Can be mounted on both sides of the table (mirror image)
- Lead equivalent of 0.50 mmPb
- Dimensions of the UT6001: Main section 900 x 500 mm (H x W; three overlapping panels)
Upper shield 250 x 500 mm (H x W)
Additional panel 290 mm (W)
- Total weight: 16.5 kg
- Includes wall mounts (1x for main section and 1x upper shield)

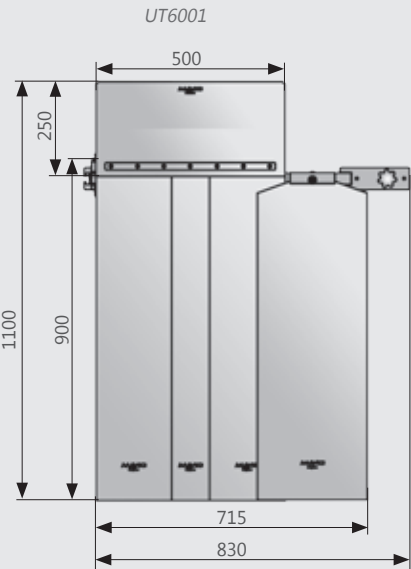
ADDITIONAL RAIL FOR UT6001 ADAPTER



All new UT60 and UT69 table mounted shields can now be ordered with an additional rail (E-UT69U036), which fits over the adapter's metal tightening knob. This 150 mm long, 7 x 25 mm profile rail can be used to hang small accessories such as an additional protective panel or control element (max. 5 kg).


Article Number: E-UT69U036 Additional rail for the universal adapter (UT60 & UT69)

Lower Body Protection



Article Number	Description
UT6001	Lower body protection with universal adapter, suitable for accessory rails from 7 x 25 mm to 10 x 30 mm

RADIATION PROTECTIVE PANELS UT30



UT30 - Individual, Modular Lower Body Protection System

The UT30 fills a gap in radiation protection for surgical tables. The uniform panels can be combined and strategically placed to meet different applications and protection needs. The lightweight panels are especially suitable for surgical tables with height adjustable segments.

- Lead equivalent of 0.50 mmPb
- Length/weight of protection panel: 600 mm / 1.55 kg, 750 mm / 1.75 kg and 900 mm / 1.95 kg
- Width of a single panel: 290 mm (overlap of at least 20 mm recommended)
- Suitable for flat section panels ranging from 7 x 25 mm to 10 x 30 mm
- Panels should be placed to create an overlapping effect

Article Number

Description

UT3060SET	The basic set contains 3 panels, each 600 x 290 mm (L x W), 0.50 mmPb
UT3075SET	The basic set contains 3 panels, each 750 x 290 mm (L x W), 0.50 mmPb
UT3090SET	The basic set contains 3 panels, each 900 x 290 mm (L x W), 0.50 mmPb
UT3060SL	Single panel, 600 x 290 mm (L x W) for adding to and extending a set, 0.50 mmPb
UT3075SL	Single panel, 750 x 290 mm (L x W), for adding to and extending a set, 0.50 mmPb
UT3090SL	Single panel, 900 x 290 mm (L x W), for adding to and extending a set, 0.50 mmPb

LOWER BODY PROTECTIVE PANELS UT58-99



UT58-99 – Lower Body Protection System

The UT58-99 consists of a table cover support sheet without radiation protection and individual side radiation protection panels, which are attached to the table cover support sheet by means of hook and loop fasteners.

- It does not require any mounting options on the table side
- Width of the protective surface of a panel: 211 mm
- The number / length of the panels as well as the dimensions of the table cover support sheet with hook and loop fastener are **tailored to the respective table according to the customer's requirements**
- Lead equivalent of 0.50 mmPb
- Surface weight: 6.00 - 6.72 kg/m²
- X-ray tube voltage range from 50 - 150 kV
- Available with or without panels on the ends of the table

Article Number

Description

UT58-99	Lower body protection table cover support sheet consists of 1 to x panels of the desired length, each panel width 211 mm, 0.50 mmPb
----------------	---

TS

OT

GD

LE

HZ

MD

UT

WD

VH

DGS

GR

LOWER BODY PROTECTION SYSTEMS FOR SIEMENS OR TABLES

LOWER BODY PROTECTION SYSTEM UT5001 – SPECIALLY ADAPTED FOR SIEMENS ARTIS ZEE MULTI-PURPOSE TABLES

APPLICABLE ON BOTH SIDES



UT5001-SI

UT5001-SI - Lower Body Protection System

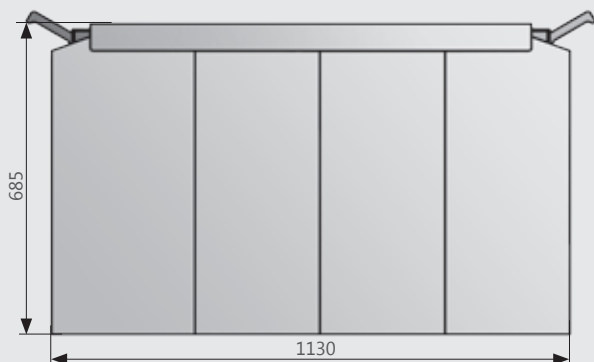
MAVIG's UT5001-SI offers ideal protection, especially in the gastroenterological working environment. For the first time, examiners and medical staff can carry out their work unhindered but protected at the same time. The lower protective shield consists of freely suspended, overlapping radiation protection panels which can be easily aligned vertically up to a **table inclination of 15°**.

The new multifunctional handles make it easy to carry, position and attach the lower body protection. The various attachment shields of the UT5001-SI can be combined and individually arranged to meet a wide range of interventional applications and protection needs. To facilitate uncomplicated patient positioning and in an emergency, the attachment shields can be removed as quickly as possible.

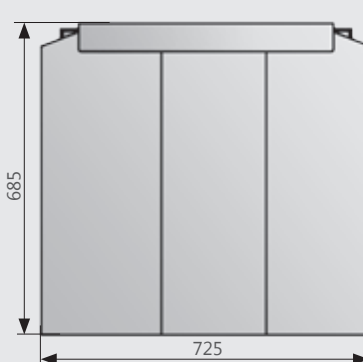
- Special frame for attaching the UT5001-SI to the Siemens Artis zee multi-purpose table
- Wide lower body side panel that can be fitted on both sides for large-area protection
- Front panel can be mounted on the front side below the table for extended protection
- Add-on attachment shields, 2 x short & 2 x long, for individual positioning
- Overlapping, flexible radiation protective panels with PVC covering
- Lead equivalent of 0.50 mmPb
- Includes wall mounts (2 x upper and 2 x lower part)

Lower Body Protection Components

Wide side panel
(weight: 9.8 kg)




Narrow front panel
(weight: 6.3 kg)

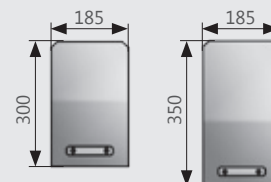


Upper Shields

Wide upper shield - front
(weight: 3.2 kg)



Narrow upper shields - side, 2x each
(weight: 0.6 kg / 0.8 kg)



Article Number

Description

UT5001-SI

Lower body protection model, for adaptation to Siemens Artis-zee multi-purpose tables by means of a special frame construction, one wide side panel (below the table) and one wide front panel each, including matching add-on attachment shields (1x front, 4x side)

LOWER BODY PROTECTION SYSTEM UT6020 / 6010, SPECIALLY FOR SIEMENS AXIOM ARTIS TABLES

APPLICABLE ON BOTH SIDES

UT60 – Lower Body Protection System

The UT60 is MAVIG's table-mounted radiation protection system with freely suspended panels for Siemens tables with an **incline of up to 15°**. The double-jointed adapter for the accessory rail of the UT6010 enables the user to have a position very close to the table. The combination of UT6010 and UT6020 can be placed on either side of the table, thus permitting more versatile application possibilities.

- Overlapping, flexible radiation protection panels with PVC coating
- Lead equivalent of 0.50 mmPb
- Including wall mounts (UT6020, 1 x main section, 1x upper shield)

	UT6020	UT6010 (below table)
Height:	Main section 750 mm	720 mm
	Upper shield 340 mm	-
Width:	Overlapping panels 500 mm (3 pcs.)	670 mm (4 pcs.)
	Extra protection panel 290 mm	-
Weight:	Complete system 19.1 kg	7.5 kg



UT6020

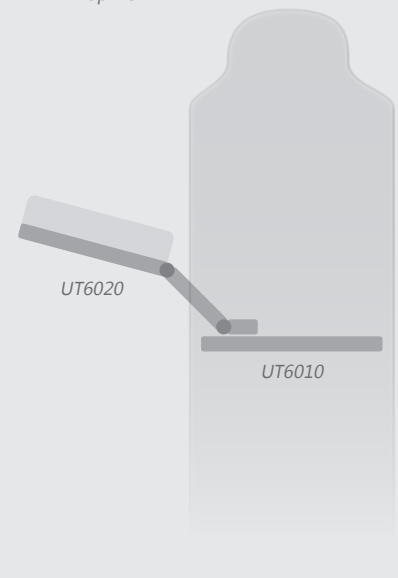
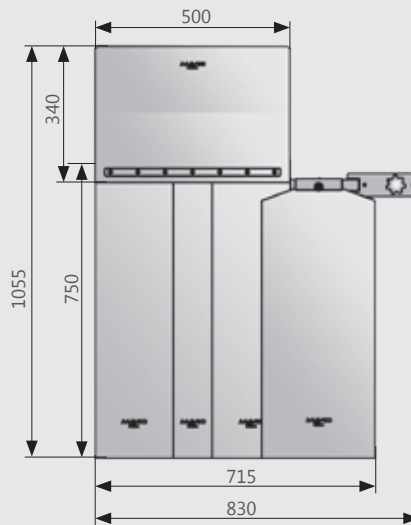

Lower Body Protection

Assembly Illustration

UT6010
(Siemens Artis T only, under table mounting)

UT6020
(Siemens Artis T only, mounting onto UT6010)

Top view



Article Number

Description

UT6010

Lower body protection protection (model 6260), only suitable for Siemens Artis T-foot tables, with accessory rail (10 x 25 mm) for adaptation of the UT6020 (either side of the table possible)

UT6020

Lower body protection system (model 6260), only for mounting onto the UT6010 accessory rail (10 x 25 mm)

TS

OT

GD

LE

HZ

MD

UT

WD

VH

DGS

GR

49

MOBILE RADIATION PROTECTION

Mobile Shields For Flexible Use

To ensure that radiation protection shields do not become a disturbance factor in a room, the objectives must be set high as early as the design and development stage.

All requirements in the workplace must be taken into account, combining the needs of personnel, process methodology and equipment.

MAVIG produces mobile shields from the most modern protective material in a variety of options, individually tailored to your wishes.

With the exception of models WD258, all of our mobile shields are fitted with special wheels to reduce electrostatic charges.



Web: Mobile

MOBILE RADIATION PROTECTIVE SHIELD WD261



The body-contoured, individually height-adjustable, mobile radiation protective shield provides mobile X-ray protection in any location where radiation protection is currently absent or lacks flexibility, leaving your safety at risk and disrupting your work routine.

- Free-moving and effortless height adjustment to fit individual needs
- Anatomically formed for a close body fit
- Easy and comfortable control pedal use
- Electrically conductive wheels with brakes (back) and cable guards (front)
- Durable and easy to clean outer material: MAVIG ComforTex® HPMF

Dimensions: Height: 1060 - 1360 mm / 910 - 1210 mm (short version)
Width: 635 mm / Depth: 562 mm

Lead equivalent: 0.50 mmPb

Curtain material: ComforTex® HPMF, dual colour design mandarin/titan

Article Number	Description
WD26105	Mobile radiation protective shield, 0.50 mmPb, height 1060 - 1360 mm Includes box with 20 sterile disposable covers (STE-WD261)
WD26105-S	Short version of the mobile radiation protective shield, 0.50 mmPb, height 910 - 1210 mm Includes box with 20 sterile disposable covers (STE-WD261)
STE-WD261	20 sterile disposable covers for radiation protection shield WD261 (both models)

MOBILE RADIATION PROTECTIVE SHIELD WD257



Upper and lower body radiation protection are combined into one mobile system. The upper part of the WD257 consists of a transparent lead acrylic pane with a Pb value of 0.50 mmPb and a width of 700 mm.

The lower part consists of a stable steel-plated body (painted in RAL 9002, grey-white) and offers radiation protection with a value of 1.00 mmPb over an area of 780 x 950 mm (W x H).

Thanks to the spring support below, the protection pane can be smoothly and continuously adjusted in height from 1150 mm (min. wall height) to 1880 mm (max. protection height) and can be almost completely retracted into the steel-plated body.

The WD2572 model also has an accessory rail for equipment up to 4.0 kg.

Article Number	Description
WD2571	Mobile radiation protective shield with steel body base (1.00 mmPb), width: 780 mm, height: 1040 mm Height-adjustable lead acrylic pane (0.50 mmPb), width: 700 mm, total height: 1150 - 1880 mm
WD25720	Mobile radiation protective shield, comparable with WD2571, but with additional rail (profile 7.7 x 25 mm) for accessories with a maximum total weight of 4.0 kg
WD25721	Mobile radiation protection shield, comparable with WD2571, but with additional rail (profile 9 x 25 mm) for accessories with a maximum total weight of 4.0 kg
WD25722	Mobile radiation protection shield, comparable with WD2571, but with additional rail (profile 10 x 25 mm) for accessories with a maximum total weight of 4.0 kg

MOBILE RADIATION PROTECTIVE SHIELDS WD302 AND WD304



Mobile radiation protective shields WD302 and WD304 with height-adjustable pane, so that they can be easily placed over the patient's body by way of the cut-out section. Secondary radiation emitted from the patient's body can thus always be effectively shielded.

- Dimensions mobile shield (1.00 mmPb), including castors:
Width 780 mm, height 780 mm
- Acrylic shield (0.50 mmPb): width: 700/1,100 mm,
- Lateral edge reinforcement for increased safety
- Total shield height: 1430 to 1900 mm
- WD3041 with additional panel protection (0.50 mmPb):
width 500 mm, height 640 mm

Article Number	Description
WD3021	Mobile radiation protective shield with steel body (1.00 mmPb), width: 780 mm, height: 780 mm Height adjustable lead acrylic shield with contoured cut-out (0.50 mmPb), width: 700/1,100 mm, overall height: 1430 - 1900 mm
WD3041	Mobile radiation protective shield, comparable with W3021, but with lateral lower body protection consisting of overlapping protection panels (0.50 mmPb), width: 500 mm
E-WD304B02	Side panel upgrade kit, extra WD3021 lower protection panels that can be mounted to the WD3041

TS

OT

GD

LE

HZ

MD

UT

WD

VH

DGS

GR

MOBILE RADIATION PROTECTIVE SHIELD WD204



WD204 – Mobile Radiation Protective Screen

People working in environments exposed to radiation must be adequately protected. The mobile protection screen WD204 combines upper and lower body protection in one product.

The mobile protection screen WD204, available in different widths, consists of an upper part with a transparent lead glass window and a lower protective part. MAVIG offers the mobile protection screen WD204 with a lead equivalent of 0.50 mmPb or 2.00 mmPb. The window has always a lead equivalent value of 2.00 mmPb.

Article Number	Description
WD204-0507	Mobile protection screen in lightweight aluminium construction, with a lead glass window - vision area: 460 x 360 mm (H x W), 0.50 mmPb, shield size: 1940 x 700 mm (H x W), total height: 1950 mm
WD204-0508	Protection screen, comparable with WD204-0507, but width: 800 mm
WD204-0509	Protection screen, comparable with WD204-0507, but width: 900 mm, lead glass window 460 x 460 mm (H x W)
WD204-0510	Protection screen, comparable with WD204-0507, but width: 1000 mm, lead glass window 460 x 460 mm (H x W)
WD204-0511	Protection screen, comparable with WD204-0507, but width: 1100 mm, lead glass window 460 x 460 mm (H x W)
WD204-0512	Protection screen, comparable with WD204-0507, but width: 1200 mm, lead glass window 460 x 560 mm (H x W)
WD204-0513	Protection screen, comparable with WD204-0507, but width: 1300 mm, lead glass window 460 x 560 mm (H x W)
WD204-0514	Protection screen, comparable with WD204-0507, but width: 1400 mm, lead glass window 460 x 660 mm (H x W)
WD204-0515	Protection screen, comparable with WD204-0507, but width: 1500 mm, lead glass window 460 x 660 mm (H x W)
WD204-0516	Protection screen, comparable with WD204-0507, but width: 1600 mm, lead glass window 460 x 760 mm (H x W)
WD204-0517	Protection screen, comparable with WD204-0507, but width: 1700 mm, lead glass window 460 x 760 mm (H x W)
WD204-2007	Protection screen, comparable with WD204-0507, but lead equivalent of 2.00 mmPb
WD204-2008	Protection screen, comparable with WD204-0508, but lead equivalent of 2.00 mmPb
WD204-2009	Protection screen, comparable with WD204-0509, but lead equivalent of 2.00 mmPb
WD204-2010	Protection screen, comparable with WD204-0510, but lead equivalent of 2.00 mmPb
WD204-2011	Protection screen, comparable with WD204-0511, but lead equivalent of 2.00 mmPb
WD204-2012	Protection screen, comparable with WD204-0512, but lead equivalent of 2.00 mmPb
WD204-2013	Protection screen, comparable with WD204-0513, but lead equivalent of 2.00 mmPb
WD204-2014	Protection screen, comparable with WD204-0514, but lead equivalent of 2.00 mmPb
WD204-2015	Protection screen, comparable with WD204-0515, but lead equivalent of 2.00 mmPb
WD204-2016	Protection screen, comparable with WD204-0516, but lead equivalent of 2.00 mmPb
WD204-2017	Protection screen, comparable with WD204-0517, but lead equivalent of 2.00 mmPb

► **NOTE:** *This model is also available with a higher lead equivalent value up to 10.00 mmPb maximum (e.g. for applications in nuclear medicine). Prices and further information on request.*

MOBILE RADIATION PROTECTIVE SHIELD WD504

WD504 – Large Lead Glass Screen

The WD504, available in different widths, with the large lead glass screen provides maximum protection with a clear view for personnel.

Adapted to your needs, MAVIG offers the mobile protection screen WD504 in two different lead equivalents, 0.50 mmPb or 2.00 mmPb. The window has always a lead equivalent value of 2.00 mmPb.



WD504

Article Number	Description
----------------	-------------

WD504-0507	Mobile protection screen in lightweight aluminium construction, with lead glass window - vision area: 784 x 576 mm (H x W), 0.50 mmPb, shield size: 1928 x 700 mm (H x W), total height: 1,950 mm
WD504-0508	Protection screen, comparable with WD504-0507, but width: 800 mm, lead glass window 784 x 676 mm (H x W)
WD504-0509	Protection screen, comparable with WD504-0507, but width: 900 mm, lead glass window 784 x 776 mm (H x W)
WD504-0510	Protection screen, comparable with WD504-0507, but width: 1000 mm, lead glass window 784 x 876 mm (H x W)
WD504-0511	Protection screen, comparable with WD504-0507, but width: 1100 mm, lead glass window 784 x 976 mm (H x W)
WD504-0512	Protection screen, comparable with WD504-0507, but width: 1200 mm, lead glass window 784 x 1076 mm (H x W)
WD504-0513	Protection screen, comparable with WD504-0507, but width: 1300 mm, lead glass window 784 x 1176 mm (H x W)
WD504-0514	Protection screen, comparable with WD504-0507, but width: 1400 mm, lead glass window 784 x 1276 mm (H x W)
WD504-0515	Protection screen, comparable with WD504-0507, but width: 1500 mm, lead glass window 784 x 1376 mm (H x W)
WD504-0516	Protection screen, comparable with WD504-0507, but width: 1600 mm, lead glass window 784 x 1476 mm (H x W)
WD504-0517	Protection screen, comparable with WD504-0507, but width: 1700 mm, lead glass window 784 x 1576 mm (H x W)
WD504-2007	Protection screen, comparable with WD504-0507, but lead equivalent of 2.00 mmPb
WD504-2008	Protection screen, comparable with WD504-0508, but lead equivalent of 2.00 mmPb
WD504-2009	Protection screen, comparable with WD504-0509, but lead equivalent of 2.00 mmPb
WD504-2010	Protection screen, comparable with WD504-0510, but lead equivalent of 2.00 mmPb
WD504-2011	Protection screen, comparable with WD504-0511, but lead equivalent of 2.00 mmPb
WD504-2012	Protection screen, comparable with WD504-0512, but lead equivalent of 2.00 mmPb
WD504-2013	Protection screen, comparable with WD504-0513, but lead equivalent of 2.00 mmPb
WD504-2014	Protection screen, comparable with WD504-0514, but lead equivalent of 2.00 mmPb
WD504-2015	Protection screen, comparable with WD504-0515, but lead equivalent of 2.00 mmPb
WD504-2016	Protection screen, comparable with WD504-0516, but lead equivalent of 2.00 mmPb
WD504-2017	Protection screen, comparable with WD504-0517, but lead equivalent of 2.00 mmPb

TS

OT

GD

LE

HZ

MD

UT

WD

VH

DGS

GR

MOBILE PROTECTION SHIELDS

MOBILE RADIATION PROTECTIVE SCREENS WD300, WD306



WD300



WD306

WD300 – Ideal For Special Applications In Interventional Radiology

The slightly curved lead acrylic screen has more to offer than just its impressive distortion-free view. The shield stays close to body and has two cut out access points.. This means that the free-moving screen can simply be moved along with the body. The openings can be easily covered with the supplied radiation protection panels, thereby creating a screen with solid radiation protection.

WD306 – Large Area, Maximum X-Ray Protection

The generous lead-acrylic pane provides unobstructed visibility for personnel.

In addition to sturdy guide handles for transport (even between different rooms in the clinic) low-friction, free-moving, electroconductive castors make for easy and safe handling.

Article Number	Description
WD300	Curved lead-acrylic protection screen with side arm openings, 0.50 mmPb, 1785 x 600 mm (W x H), total height*: 1900 mm, width including protruding base: 820 mm
WD306/0.5/1000	Mobile protection screen, 0.50 mmPb, height: 1,870 mm, width: 1000 mm Overall height*: 1970 mm, base: 1370 x 665 mm (W x D)
WD306/0.5/1300	Mobile protection screen, 0.50 mmPb, height: 1870 mm, width: 1300 mm Overall height*: 1970 mm, base: 1670 x 665 mm (W x D)
WD306/1.0/1000	Mobile protection screen, 0.50 mmPb, height: 1870 mm, width: 1000 mm Overall height*: 1970 mm, base: 1370 x 665 mm (W x D)
WD306/1.0/1300	Mobile protection screen, 0.50 mmPb, height: 1870 mm, width: 1300 mm Overall height*: 1970 mm, base: 1670 x 665 mm (W x D)
Special dimensions on request	Mobile protective screen WD306

* All overall heights specified include the electroconductive casters/wheels.

LOWER BODY PROTECTIVE SHIELD WD260



WD260



WD260 (straight version, fig. w/o upper shield)

WD260 – Lower Body Protection Shield

This lower body mobile shield is a great solution for situations when a standard table mounted system cannot achieve the protection needed, or for tables that lack accessory rails.

Simply roll the WD260 into position and lock it in place.

- Overlapping, flexible radiation protection panels with PVC coating
- Lead equivalent of 0.50 mmPb
- Height: 1000 mm
- Widths: 600 mm (medium main protection) and 2x 200 mm (per angled side protection) or 1200 mm (straight version)
- Two separate removable upper shields with 170 mm or 250 mm height available
- Electroconductive casters/wheels for easy manoeuvrability

Article Number

Description

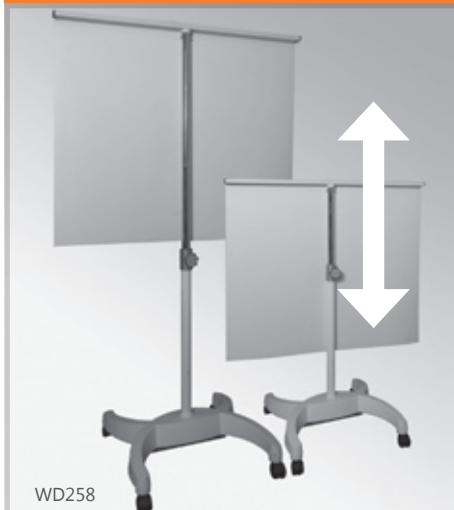
WD260/100/81/E

Mobile lower body protective shield (0.50 mmPb) with two removable upper shields (heights: 250 mm and 170 mm), a 600 x 1000 mm middle section and 200 x 1000 mm angled sections each side

WD260/100/120/E

Mobile lower body protection shield (0.50 mmPb) with two removable upper shields (heights: 250 mm and 170 mm), but in a straight version with a total width (radiation protection) of 1200 mm at 1000 mm height

RADIATION PROTECTIVE BED SHIELDING WD258



WD258

WD258 – Mobile Bed Shielding

The mobile bed shielding is easy to position by the MTRA (medical technical assistant radiology). Especially in neonatal or intensive care, the secondary radiation exposure of patients can be efficiently reduced in this way. A spring support facilitates height adjustment.

- Mobile bed shielding 900 x 700 mm
- Height adjustable from 1250 to 1720 mm
- Lead equivalent of 0.50 mmPb

Customised versions of the bed shielding with different dimensions or 1.00 mmPb are available upon request.

The maximum area of the radiation protection screen is limited by the load capacity of the pneumatic spring!

Article Number

Description

WD258

Mobile bed shielding 900 x 700 mm (W x H), height adjustable from 1250 to 1720 mm, 0.50 mmPb

TS

OT

GD

LE

HZ

MD

UT

WD

VH

DGS

GR

PROTECTION WINDOWS

Both Large And Small



Web: [Windows](#)

Working with innovative, sensitive materials such as lead acrylic or lead glass is our speciality. We have decades of experience and know-how in the production of radiation protection glass as well as specialised solutions.

We bring together spatial requirements, radiation protection and technical safety for you – all under one roof.

Our expertise in this area is at your service.

We supply modern and functional radiation protection windows, that meet the requirements for use in medical rooms through their modular design. Among the MAVIG radiation protection windows offered below, solutions can be found for all types of construction projects, ensuring simple and easy installation. Extensive preparation and complicated construction can be avoided. MAVIG windows are designed according to a modular concept and can be easily retrofitted at a later date with optional accessories such as blind frames, depending on the requirements of the workplace design. We offer our clients decades of experience in manufacturing radiation protection glass and look forward to your requests. Our product is designed to meet all the workplace requirements in medical radiation applications, including the fundamental aspect of a stable and fracture-proof installation of highly sensitive lead glass, to ensure that the required radiation protection is correct and flawless.

RADIATION PROTECTIVE WINDOW DGS 90

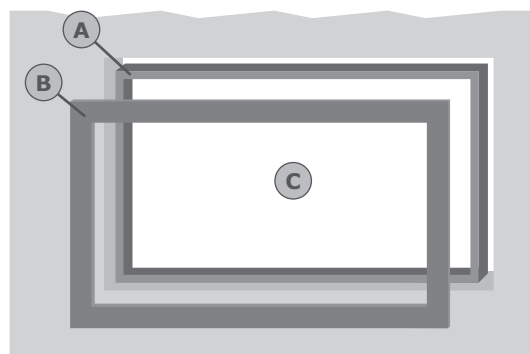
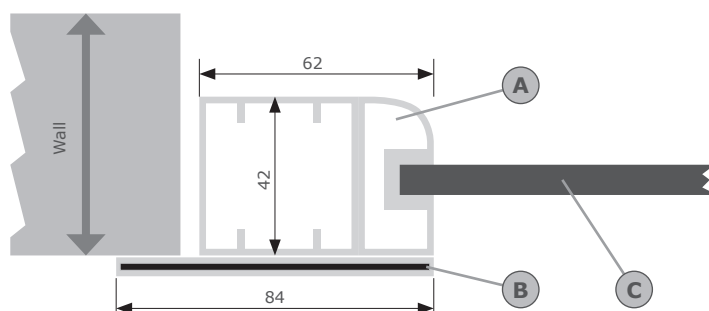
Detail View / Cutout,
see technical illustration


Window Model DGS 90

Two-piece, leaded aluminum window* for an installation in concrete, brick, plasterboard (BA13) or wooden inner walls.

Metal frame **(A)** made of aluminum (profile W x D: 62 x 42 mm) plus an outer cover frame **(B)** with inner layer of X-ray protective material in the (lead equivalent value of 2.00 mmPb, profile W x D: 84 x 5 mm).

The window has a RAL 9003 colour finish (signal white) and includes a X-ray protective lead glass pane **(C)** of highest quality available with a lead equivalent value of 2.00 mmPb (other lead equivalent values up to max. 4.00 mmPb upon request).



DGS 90 - Detail View/Cutout

Metal Frame (nominal size, H x W)	for Wall Openings of (H x W)	with Lead Glass (H x W)	Pb Value	Aperture (H x W)
700 x 900 mm	710 x 910 mm	600 x 800 mm	2.00 mmPb	576 x 776 mm
900 x 1100 mm	910 x 1110 mm	800 x 1000 mm	2.00 mmPb	776 x 976 mm
900 x 1300 mm	910 x 1310 mm	800 x 1200 mm	2.00 mmPb	776 x 1176 mm
1100 x 1300 mm	1110 x 1310 mm	1000 x 1200 mm	2.00 mmPb	976 x 1176 mm
1100 x 1500 mm	1110 x 1510 mm	1000 x 1400 mm	2.00 mmPb	976 x 1376 mm
1100 x 1700 mm	1110 x 1710 mm	1000 x 1600 mm	2.00 mmPb	976 x 1576 mm
1100 x 1900 mm	1110 x 1910 mm	1000 x 1800 mm	2.00 mmPb	976 x 1776 mm
1100 x 2100 mm	1110 x 2110 mm	1000 x 2000 mm	2.00 mmPb	976 x 1976 mm

Special window sizes / other lead equivalent values up to max. 4.00 mmPb upon request.

TS

OT

GD

LE

HZ

MD

UT

WD

VH

DGS

GR

RADIATION PROTECTIVE LEAD GLASS

RADIATION PROTECTIVE LEAD GLASS

Lead Glass for Radiation Protection

High-quality, radiation protection lead glass (1.00 - 3.00 mmPb), in accordance with IEC 61331-2:2014. The Pb values have been measured at 150 kV.

Both glass surfaces are ground and polished. The edges of the lead glass are deburred (scrubbed).

Radiation protection lead glass (0.50 mmPb) only for mammography and analytic devices. The Pb values have been measured at 120 kV.

Non-standard sizes, cuts and other lead equivalents available upon request.

Format (mm)	0.50 mmPb Art. No.	1.00 mmPb Art. No.	1.50 mmPb Art. No.	2.00 mmPb Art. No.	2.50 mmPb Art. No.	3.00 mmPb Art. No.
400 x 300	GR8405/4030	GR8410/4030	GR8415/4030	GR8420/4030	GR8425/4030	GR8430/4030
400 x 400	GR8405/4040	GR8410/4040	GR8415/4040	GR8420/4040	GR8425/4040	GR8430/4040
500 x 400	GR8405/5040	GR8410/5040	GR8415/5040	GR8420/5040	GR8425/5040	GR8430/5040
600 x 400	GR8405/6040	GR8410/6040	GR8415/6040	GR8420/6040	GR8425/6040	GR8432/6040
700 x 500	GR8405/7050	GR8410/7050	GR8415/7050	GR8420/7050	GR8425/7050	GR8430/7050
800 x 600	GR8405/8060	GR8410/8060	GR8415/8060	GR8420/8060	GR8425/8060	GR8430/8060
1000 x 800	GR8405/10080	–	GR8415/10080	GR8420/10080	GR8425/10080	GR8430/10080
1200 x 800	GR8405/12080	–	GR8415/12080	GR8420/12080	GR8425/12080	GR8430/12080
1200 x 1000	GR8405/120100	–	–	GR8420/120100	GR8425/120100	GR8430/120100
2000 x 1000	GR8405/200100	–	–	GR8420/200100	GR8425/200100	GR8430/200100
Thickness (mm)	5.75 - 6.25	5.2 - 5.8	5.0 - 7.0	7.0 - 9.0	8.5 - 10.5	10.0 - 12.0
Weight (kg/m²)	20	28	35	45	53	61

MOUNTING KITS FOR GLASS PANES



Mounting kits for installing lead glass panes in doors or wall apertures.

Each mounting kit includes the following parts:

- Four plastic holders in grey (GR844) or black (GR845)
- Four round head wood screws M5x40 DIN96
- Four dowels for wood screws
- Four flat head screws M5 x 16 VA DIN85 (GR844), resp. M5x26 (GR845)

Article Number	Description
GR844	Mounting parts for glass panes up to 1.50 mmPb and maximum 8.5 mm thickness, 4 pieces per set
GR845	Mounting parts for glass panes with a 2.00 mmPb to 3.50 mmPb and maximum thickness 8.5 mm to 12.0 mm, 4 pieces per set

PROTECTION CURTAINS

Leading Technology Is Embodied In The Detail



Guaranteed safety in radiation protection and constant precision of our systems in daily operation is a matter of course for us.

This product promise is backed by the worldwide mechanical components exclusively used for MAVIG radiation protection curtains. Thanks to our development and construction, the high weights of the curtain and the special requirements for radiation protection are implemented in an optimal manner.

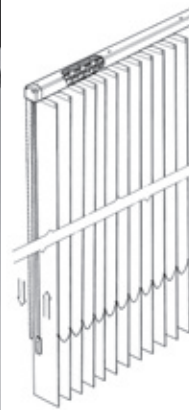

At MAVIG we have an experienced team, that is extremely knowledgeable when it comes to radiation protection equipment, system technology and interior design. Our consultants are quick to pick out the best solutions. Our flawless radiation protection planning, good optics and functional system design give you the perfect result you want.

- Please provide the following information when ordering:
- Curtain dimensions (total dimensions including rail x complete width / rail length)
 - Curtain for ceiling or wall mounting
 - Installation inside or outside a window alcove
 - If inside the window alcove: alcove height and width
 - Distance between wall and window / alcove wall (on the right and left side)
 - Height and width of the window (including frame)
 - Distance from upper edge of window to ceiling / upper edge of alcove
 - Distance from lower edge of window to floor / lower edge of alcove
 - Pb value (in mm) of the protection curtain
 - Placement of the protection panels: on the right or left side
 - Position of the control unit: on the right or left side

The form for a suitable quotation for the curtain VH194NV is available on request.

TS
OT
GD
LE
HZ
MD
UT
WD
VH
GR

PROTECTIVE CURTAIN VH194NV



Our curtains and blinds are individually tailored and manufactured to fit your exact requirements. Please take particular care during the design and planning phase.

In order to give an exact cost, we require the following information:

- **Pb value:** 0.50 mmPb, 1.00 mmPb, 1.50 mmPb, or 2.00 mmPb
- **Height:** the exact height to be covered
Please consider an appropriate overlap area at the top and bottom for proper radiation protection.
- **Width:** the exact width that should be covered
Please consider an appropriate overlap area in your calculation on both sides to ensure adequate radiation protection of the area.

For any questions or additional information required, please feel free to contact one of our specialists to further assist you.

Article Number	Description
VH194NV	Rail-guided radiation protection curtain. The 127 mm wide individual radiation protection panels made of natural lead rubber have an easy to clean outer PU coating. Available Pb values: 0.50 mmPb, 1.00 mmPb, 1.50 mmPb, or 2.00 mmPb



MAVIG GmbH Headquarters

PO Box 82 03 62
81803 Munich
Germany

Stahlgruberring 5
81829 Munich
Germany

Phone +49 (0) 89 420 96 0
Fax +49 (0) 89 420 96 200
e-Mail info@mavig.com

WORLDWIDE MAVIG OFFICES

Nordic & Baltic Countries MAVIG Nordic

Stockholm
Sweden

Phone +46 (0) 722 25 25 68
e-Mail larsson@mavig.com

Benelux, GB, Ireland MAVIG B.V.

Mercuriusweg 86
2516 AW Den Haag
Netherlands

Phone +31 (0) 70 33 11 688
Mobile +31 (0) 61 595 43 48
e-Mail simmonds@mavig.nl

France MAVIG France SARL

66, Ave. des Champs Elysées
F-75008 Paris
France

Phone +33 (0)1 30 59 46 23
Fax +33 (0)1 30 59 46 23
e-Mail info@mavig.fr

Southeast Europe MAVIG Southeast Europe

Ljubljana
Slovenia

Phone +386 (40) 6 33 900
e-Mail dejak@mavig.com

China MAVIG Healthcare Beijing Co., Ltd.

Room #1010, Floor 9
#609 Wang Jing Yuan
Chaoyang District
Beijing 100102, P.R.China

Phone +86 - 10 - 64 78 19 21
Fax +86 - 10 - 64 78 19 21
Mobile +86 - 13 70 122 85 86
e-Mail zhang@mavig.com

REPRESENTATION

USA & Canada Ti-Ba Enterprises, Inc.

25 Hytec Circle
Rochester, NY 14606
USA

Phone +1 (585) 247 1212
Fax +1 (585) 247 1395
e-Mail mavigusteam@mavig.com

Middle East & Northern Africa Mena Medical Development

Ashrafieh – Adlieh Square – Alfaras St.
- Alboustany Building, 5th floor
Beirut
Lebanon

Phone +961 14 23 499
Fax +961 14 26 499
e-Mail mavig@mena-md.com

Russian Federation AO Sante Medical Systems

Novodmitrovskaya 2, bld.1
127015 Moscow
Russia

Phone +7 499 551 55 73/75
e-Mail info@sante.ru

www.mavig.com